

The University of California at Berkeley



INTERNATIONAL STUDENT ENROLLMENT

Fall 2007

Prepared by:

Berkeley International Office
2299 Piedmont Avenue
Berkeley, CA 94720-2321

510.642.2818
<http://internationaloffice.berkeley.edu/>
InternationalOffice@berkeley.edu



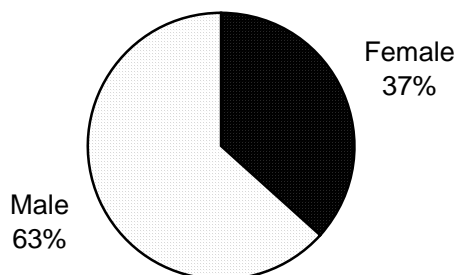
BERKELEY INTERNATIONAL OFFICE

2007 INTERNATIONAL STUDENT STATISTICS: University of California, Berkeley

U.C. Berkeley currently hosts 2,785 international students. In Fall 2007 1,013 students were admitted to begin new programs of study at Berkeley.

68% of U.C. Berkeley international students are graduate students, 32% are undergraduate students.

RATIO OF MALE TO FEMALE U.C. Berkeley International Students, 2006/07

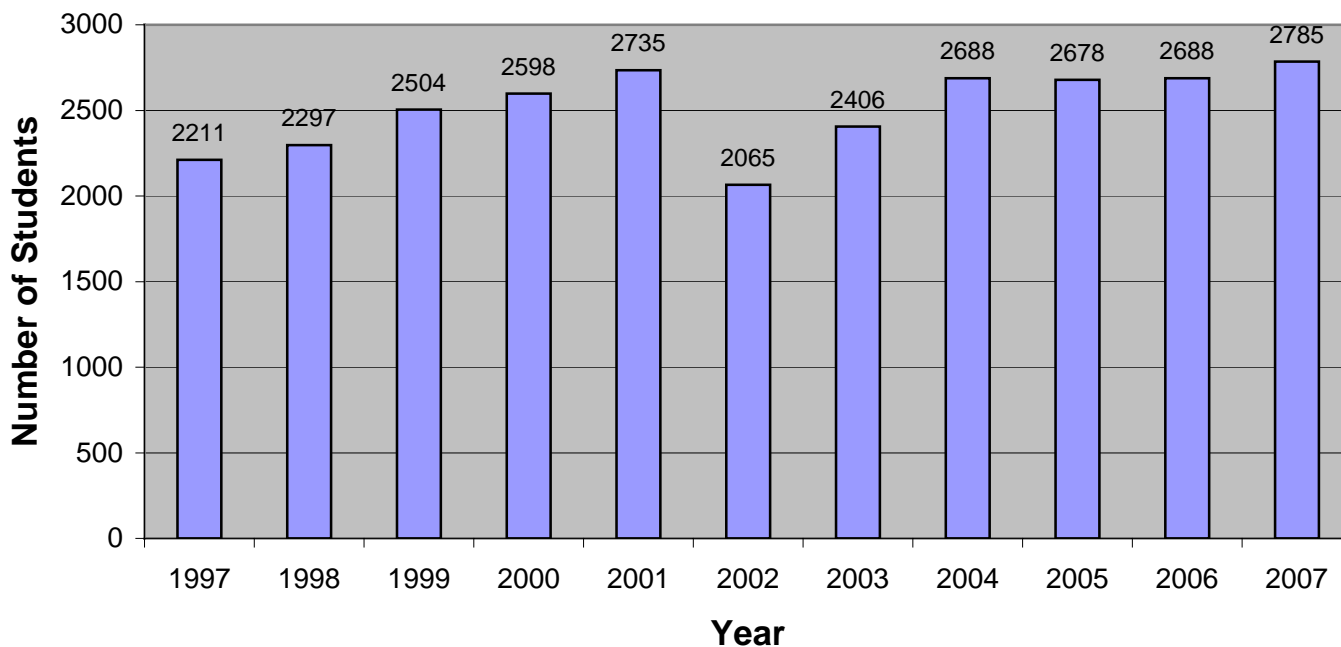


LEADING COUNTRIES OF ORIGIN of U.C. Berkeley International Students, 2005/06 & 2006/07

| Rank | Place of Origin | 2005/06 | 2006/07 | 06/07 % of Total | % Change |
|------|-----------------------|-------------|-------------|------------------|-------------|
| | BERKELEY TOTAL | 2688 | 2785 | 100% | 3.6% |
| 1 | South Korea | 354 | 426 | 15.3 | 20.3 |
| 2 | China | 379 | 371 | 13.3 | -2.1 |
| 3 | India | 234 | 262 | 9.4 | 12.0 |
| 4 | Canada | 176 | 187 | 6.7 | 6.3 |
| 5 | Taiwan | 116 | 114 | 4.1 | -1.7 |
| 6 | Japan | 135 | 112 | 4.0 | -17.0 |
| 7 | United Kingdom | 81 | 101 | 3.6 | 24.7 |
| 8 | France | 78 | 77 | 2.8 | -1.3 |
| 9 | Singapore | 73 | 75 | 2.7 | 2.7 |
| 10 | Mexico | 61 | 65 | 2.3 | 6.6 |
| 11 | Germany | 56 | 63 | 2.3 | 12.5 |
| 12 | Hong Kong | 72 | 63 | 2.3 | -12.5 |
| 13 | Indonesia | 67 | 63 | 2.3 | -6.0 |
| 14 | Australia | 62 | 53 | 1.9 | -14.5 |
| 15 | Thailand | 44 | 44 | 1.6 | 0.0 |
| 16 | Italy | 59 | 42 | 1.5 | -28.8 |
| 17 | Israel | 36 | 41 | 1.5 | 13.9 |
| 18 | Brazil | 29 | 39 | 1.4 | 34.5 |
| 19 | Turkey | 42 | 37 | 1.3 | -11.9 |
| 20 | Chile | 30 | 31 | 1.1 | 3.3 |

Berkeley International Office maintains annual statistics on all international students at U.C. Berkeley, for more detailed statistical data please see our website at <http://internationaloffice.berkeley.edu/>. For nationwide statistics on international education see the Institute of International Education (IIE) *Open Doors Report*.

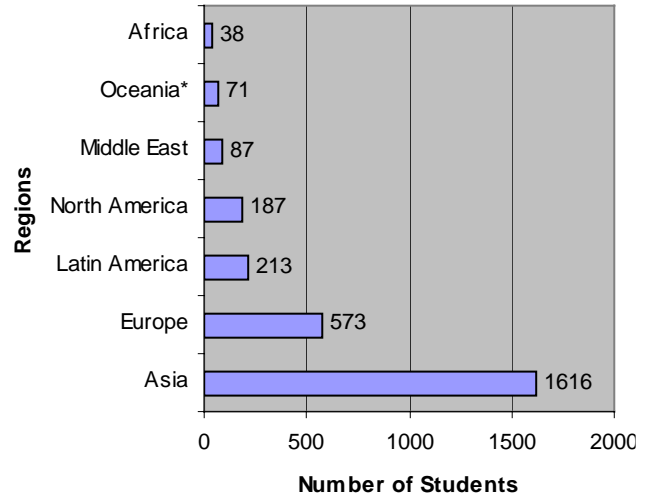
Total Number of Berkeley International Students, 1997-2007



TOP PROGRAMS OF STUDY FOR UNDERGRADUATE U.C. Berkeley International Students

| Rank | Top Majors for Undergraduate (Degree-Seeking) Students | 2006/07 |
|------|---|---------|
| 1 | Undeclared—College of Letters & Sciences | 198 |
| 2 | Electrical Engineering and Computer Sciences | 49 |
| 3 | Chemical Engineering | 44 |
| 4 | Economics | 35 |
| 5 | Architecture | 28 |
| 6 | Business Administration | 24 |
| 7 | Mechanical Engineering | 20 |
| 8 | Chemical Biology | 17 |
| 9 | Industrial Engineering and Operations Research | 17 |
| 10 | Bioengineering | 14 |
| 11 | Chemistry | 12 |
| 12 | Molecular and Cellular Biology, Plan II, Emphasis 2: Cell and Development Biology | 11 |
| 13 | Mass Communications | 10 |
| 14 | Environmental Economics and Policy | 9 |
| 15 | Interdisciplinary Studies | 9 |
| 16 | Political Economy of Industrial Societies | 9 |
| 17 | Undeclared—College of Natural Resources | 9 |
| 18 | Civil Engineering | 8 |
| 19 | Mathematics | 8 |
| (20) | Molecular Environmental Biology | 8 |
| (20) | Psychology | 8 |

LEADING REGIONS OF ORIGIN of U.C. Berkeley International Students, 2006/07



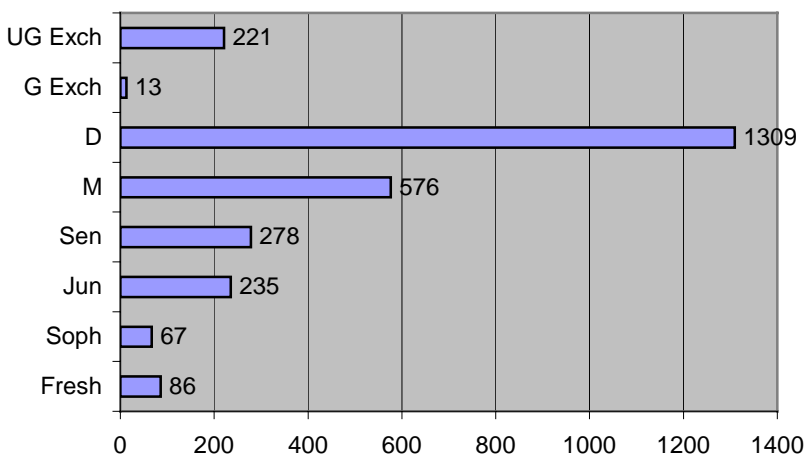
U.C. BERKLEY COLLEGES with the most international students 2006/07

| Rank | U.C. Berkeley College | Total Number |
|------|--|--------------|
| 1 | College of Letters & Sciences | 1,088 |
| 2 | College of Engineering | 751 |
| 3 | Haas School of Business | 330 |
| 4 | College of Chemistry | 129 |
| 5 | College of Environmental Design | 128 |
| 6 | College of Natural Resources | 122 |
| 7 | Law School | 117 |
| 8 | School of Public Health | 37 |
| 9 | Graduate School of Education | 24 |
| 10 | School of Information | 19 |
| 11 | Goldman Graduate School of Public Policy | 16 |
| 12 | School of Optometry | 10 |
| 13 | School of Journalism | 7 |
| 14 | School of Social Welfare | 7 |

TOP PROGRAMS OF STUDY FOR GRADUATE U.C. Berkeley International Students

| Rank | Top Programs of Study for Graduate (Degree-Seeking) Students | 2006/07 |
|------|--|---------|
| 1 | Business Administration (M.B.A.) | 196 |
| 2 | Mechanical Engineering | 148 |
| 3 | Civil and Environmental Engineering | 140 |
| 4 | Electrical Engineering and Computer Sciences | 140 |
| 5 | Computer Science | 88 |
| 6 | Law (LLM) | 72 |
| 7 | Economics | 70 |
| 8 | Business Administration (M.B.A. Evening and Weekend) | 68 |
| 9 | Architecture | 62 |
| 10 | Physics | 51 |
| 11 | Mathematics | 50 |
| 12 | Industrial Engineering and Operations Research | 44 |
| 13 | Agricultural and Resource Economics | 41 |
| 14 | Chemistry | 40 |
| 15 | Political Science | 38 |
| 16 | Business Administration (M.F.E.) | 34 |
| 17 | Law (J.S.D.) | 31 |
| 18 | Statistics | 25 |
| 19 | Education | 24 |
| 20 | Environmental Science, Policy and Management | 23 |

EDUCATIONAL LEVEL of Berkeley International Students



| Abbreviation | Educational Level of Student |
|--------------|------------------------------|
| UG Exch* | Undergraduate Exchange |
| G Exch* | Graduate Exchange |
| D | Doctorate Level Student |
| M | Masters Level Student |
| Sen | Undergraduate Senior |
| Jun** | Undergraduate Junior |
| Soph | Undergraduate Sophomore |
| Fresh | Undergraduate Freshman |

* Undergraduate exchange students are reciprocal participants in the U.C. system-wide Education Abroad Program (EAP). Graduate exchange students are EAP participants or Haas School of Business exchange students

** The majority of international undergraduate students are community college transfer students entering U.C. Berkeley in their junior year.

| | TOTAL ENROLLMENT | | UNDERGRADUATE DEGREE | | UNDERGRADUATE EXCHANGE | | TOTAL UNDERGRADS | GRADUATE | | GRADUATE EXCHANGE | | TOTAL GRADS |
|------------------------|------------------|-----------|----------------------|--------|------------------------|--------|---------------------|----------|--------|-------------------|--------|----------------|
| | FALL 2006 | FALL 2007 | Male | Female | Male | Female | | Male | Female | Male | Female | |
| | | | | | | | | | | | | |
| AFRICA | 42 | 38 | 4 | 5 | 0 | 1 | 10 | 18 | 9 | 1 | 0 | 28 |
| <i>CENTRAL AFRICA</i> | 1 | 1 | 0 | 0 | 0 | 0 | 0 | 0 | 0 | 0 | 0 | 0 |
| 1 Rwanda | 1 | 1 | 0 | 0 | 0 | 0 | 0 | 1 | 0 | 0 | 0 | 1 |
| <i>EASTERN AFRICA</i> | 8 | 6 | 0 | 0 | 0 | 0 | 0 | 3 | 3 | 0 | 0 | 6 |
| 2 Kenya | 3 | 3 | 0 | 0 | 0 | 0 | 0 | 1 | 2 | 0 | 0 | 3 |
| 3 Uganda | 5 | 3 | 0 | 0 | 0 | 0 | 0 | 2 | 1 | 0 | 0 | 3 |
| <i>NORTH AFRICA</i> | 13 | 15 | 2 | 2 | 0 | 1 | 5 | 7 | 2 | 1 | 0 | 10 |
| 4 Egypt | 10 | 11 | 1 | 1 | 0 | 1 | 3 | 6 | 2 | 0 | 0 | 8 |
| 5 Lybia | 1 | 0 | 0 | 0 | 0 | 0 | 0 | 0 | 0 | 0 | 0 | 0 |
| 6 Morocco | 2 | 3 | 1 | 0 | 0 | 0 | 1 | 1 | 0 | 1 | 0 | 2 |
| 7 Tunisia | 0 | 1 | 0 | 1 | 0 | 0 | 1 | 0 | 0 | 0 | 0 | 0 |
| <i>SOUTHERN AFRICA</i> | 9 | 6 | 1 | 0 | 0 | 0 | 1 | 2 | 3 | 0 | 0 | 5 |
| 8 Madagascar | 2 | 2 | 0 | 0 | 0 | 0 | 0 | 2 | 0 | 0 | 0 | 2 |
| 9 South Africa | 4 | 3 | 1 | 0 | 0 | 0 | 1 | 0 | 2 | 0 | 0 | 2 |
| 10 Zimbabwe | 3 | 1 | 0 | 0 | 0 | 0 | 0 | 0 | 1 | 0 | 0 | 1 |
| <i>WESTERN AFRICA</i> | 11 | 10 | 1 | 3 | 0 | 0 | 4 | 5 | 1 | 0 | 0 | 6 |
| 11 Cote D Ivoire | 2 | 1 | 0 | 1 | 0 | 0 | 1 | 0 | 0 | 0 | 0 | 0 |
| 12 Ghana | 1 | 1 | 0 | 0 | 0 | 0 | 0 | 1 | 0 | 0 | 0 | 1 |
| 13 Nigeria | 5 | 5 | 1 | 1 | 0 | 0 | 2 | 2 | 1 | 0 | 0 | 3 |
| 14 Senegal | 3 | 3 | 0 | 1 | 0 | 0 | 1 | 0 | 2 | 0 | 0 | 2 |

| | TOTAL ENROLLMENT | | UNDERGRADUATE DEGREE | | UNDERGRADUATE EXCHANGE | | TOTAL UNDERGRADS | GRADUATE | | GRADUATE EXCHANGE | | TOTAL GRADS |
|-----------------------|------------------|-----------|----------------------|--------|------------------------|--------|------------------|----------|--------|-------------------|--------|-------------|
| | FALL 2006 | FALL 2007 | Male | Female | Male | Female | | Male | Female | Male | Female | |
| ASIA | 1565 | 1616 | 279 | 218 | 19 | 40 | 556 | 708 | 348 | 4 | 0 | 1060 |
| <i>CENTRAL ASIA</i> | 4 | 6 | 1 | 1 | 0 | 1 | 3 | 1 | 2 | 0 | 0 | 3 |
| 15 Kazakhstan | 3 | 5 | 1 | 1 | 0 | 1 | 3 | 1 | 1 | 0 | 0 | 2 |
| 16 Uzbekistan | 1 | 1 | 0 | 0 | 0 | 0 | 0 | 0 | 1 | 0 | 0 | 1 |
| <i>EAST ASIA</i> | 1064 | 1098 | 194 | 147 | 14 | 31 | 386 | 460 | 249 | 3 | 0 | 712 |
| 17 China | 379 | 371 | 24 | 16 | 7 | 6 | 53 | 184 | 131 | 3 | 0 | 318 |
| 18 Hong Kong | 72 | 63 | 25 | 29 | 0 | 0 | 54 | 4 | 5 | 0 | 0 | 9 |
| 19 Japan | 135 | 112 | 23 | 21 | 0 | 7 | 51 | 47 | 14 | 0 | 0 | 61 |
| 20 Korea, South | 354 | 426 | 111 | 68 | 7 | 15 | 201 | 165 | 60 | 0 | 0 | 225 |
| 21 Macau | 5 | 10 | 6 | 2 | 0 | 0 | 8 | 0 | 2 | 0 | 0 | 2 |
| 22 Mongolia | 3 | 2 | 0 | 1 | 0 | 0 | 1 | 1 | 0 | 0 | 0 | 1 |
| 23 Taiwan | 116 | 114 | 5 | 10 | 0 | 3 | 18 | 59 | 37 | 0 | 0 | 96 |
| <i>SOUTH ASIA</i> | 253 | 276 | 29 | 8 | 1 | 1 | 39 | 182 | 54 | 1 | 0 | 237 |
| 24 Bangladesh | 3 | 1 | 1 | 0 | 0 | 0 | 1 | 0 | 0 | 0 | 0 | 0 |
| 25 India | 234 | 262 | 25 | 7 | 1 | 1 | 34 | 178 | 49 | 1 | 0 | 228 |
| 26 Nepal | 4 | 4 | 0 | 0 | 0 | 0 | 0 | 2 | 2 | 0 | 0 | 4 |
| 27 Pakistan | 8 | 6 | 3 | 0 | 0 | 0 | 3 | 2 | 1 | 0 | 0 | 3 |
| 28 Sri Lanka | 4 | 3 | 0 | 1 | 0 | 0 | 1 | 0 | 2 | 0 | 0 | 2 |
| <i>SOUTHEAST ASIA</i> | 244 | 236 | 55 | 62 | 4 | 7 | 128 | 65 | 43 | 0 | 0 | 108 |
| 29 Burma (Myanmar) | 4 | 1 | 0 | 1 | 0 | 0 | 1 | 0 | 0 | 0 | 0 | 0 |
| 30 Cambodia | 1 | 0 | 0 | 0 | 0 | 0 | 0 | 0 | 0 | 0 | 0 | 0 |
| 31 Indonesia | 67 | 63 | 23 | 27 | 0 | 0 | 50 | 6 | 7 | 0 | 0 | 13 |
| 32 Malaysia | 22 | 19 | 3 | 7 | 0 | 1 | 11 | 6 | 2 | 0 | 0 | 8 |
| 33 Philippines | 12 | 10 | 4 | 2 | 0 | 0 | 6 | 4 | 0 | 0 | 0 | 4 |
| 34 Singapore | 73 | 75 | 15 | 17 | 3 | 2 | 37 | 23 | 15 | 0 | 0 | 38 |
| 35 Thailand | 44 | 44 | 3 | 2 | 1 | 4 | 10 | 16 | 18 | 0 | 0 | 34 |
| 36 Vietnam | 21 | 24 | 7 | 6 | 0 | 0 | 13 | 10 | 1 | 0 | 0 | 11 |

| | TOTAL ENROLLMENT | | UNDERGRADUATE DEGREE | | UNDERGRADUATE EXCHANGE | | TOTAL | GRADUATE | | GRADUATE EXCHANGE | | TOTAL |
|-------------------------------|------------------|-----------|----------------------|--------|------------------------|--------|------------|----------|--------|-------------------|--------|-------|
| | FALL 2006 | FALL 2007 | Male | Female | Male | Female | UNDERGRADS | Male | Female | Male | Female | GRADS |
| EUROPE | 557 | 573 | 57 | 23 | 54 | 60 | 194 | 250 | 122 | 7 | 0 | 379 |
| <i>EASTERN EUROPE</i> | 138 | 141 | 17 | 7 | 2 | 4 | 30 | 68 | 43 | 0 | 0 | 111 |
| 37 Armenia | 2 | 2 | 0 | 0 | 0 | 0 | 0 | 1 | 1 | 0 | 0 | 2 |
| 38 Belarus | 2 | 0 | 0 | 0 | 0 | 0 | 0 | 0 | 0 | 0 | 0 | 0 |
| 39 Bosnia and Herzegovina | 1 | 1 | 0 | 0 | 0 | 0 | 0 | 1 | 0 | 0 | 0 | 1 |
| 40 Bulgaria | 13 | 12 | 2 | 0 | 0 | 0 | 2 | 6 | 4 | 0 | 0 | 10 |
| 41 Croatia | 4 | 6 | 3 | 1 | 0 | 0 | 4 | 2 | 0 | 0 | 0 | 2 |
| 42 Czech Republic | 0 | 3 | 0 | 0 | 0 | 0 | 0 | 2 | 1 | 0 | 0 | 3 |
| 43 Estonia | 0 | 3 | 1 | 0 | 1 | 0 | 2 | 1 | 0 | 0 | 0 | 1 |
| 44 Hungary | 5 | 7 | 0 | 2 | 0 | 1 | 3 | 3 | 1 | 0 | 0 | 4 |
| 45 Latvia | 2 | 1 | 0 | 0 | 0 | 0 | 0 | 0 | 1 | 0 | 0 | 1 |
| 46 Lithuania | 2 | 2 | 1 | 0 | 0 | 0 | 1 | 1 | 0 | 0 | 0 | 1 |
| 47 Macedonia, The Republic of | 1 | 1 | 0 | 1 | 0 | 0 | 1 | 0 | 0 | 0 | 0 | 0 |
| 48 Moldova | | 1 | 0 | 0 | 0 | 0 | 0 | 1 | 0 | 0 | 0 | 1 |
| 49 Poland | 6 | 10 | 0 | 1 | 0 | 2 | 3 | 4 | 3 | 0 | 0 | 7 |
| 50 Romania | 12 | 15 | 0 | 0 | 0 | 0 | 0 | 8 | 7 | 0 | 0 | 15 |
| 51 Russia | 20 | 15 | 0 | 0 | 0 | 0 | 0 | 12 | 3 | 0 | 0 | 15 |
| 52 Serbia and Montenegro | 17 | 15 | 6 | 1 | 0 | 0 | 7 | 5 | 3 | 0 | 0 | 8 |
| 53 Slovakia | 1 | 1 | 0 | 0 | 0 | 0 | 0 | 1 | 0 | 0 | 0 | 1 |
| 54 Slovenia | 2 | 2 | 2 | 0 | 0 | 0 | 2 | 0 | 0 | 0 | 0 | 0 |
| 55 Turkey | 42 | 37 | 2 | 0 | 1 | 1 | 4 | 16 | 17 | 0 | 0 | 33 |
| 56 Ukraine | 6 | 7 | 0 | 1 | 0 | 0 | 1 | 4 | 2 | 0 | 0 | 6 |
| <i>WESTERN EUROPE</i> | 419 | 432 | 40 | 16 | 52 | 56 | 164 | 182 | 79 | 7 | 0 | 268 |
| 57 Andorra | 1 | 0 | 0 | 0 | 0 | 0 | 0 | 0 | 0 | 0 | 0 | 0 |
| 58 Austria | 4 | 4 | 0 | 0 | 0 | 0 | 0 | 3 | 1 | 0 | 0 | 4 |
| 59 Belgium | 7 | 9 | 0 | 0 | 0 | 0 | 0 | 4 | 5 | 0 | 0 | 9 |
| 60 Denmark | 8 | 7 | 0 | 0 | 4 | 0 | 4 | 2 | 1 | 0 | 0 | 3 |
| 61 Finland | 2 | 2 | 0 | 1 | 0 | 0 | 1 | 0 | 1 | 0 | 0 | 1 |
| 62 France | 78 | 77 | 3 | 4 | 3 | 6 | 16 | 43 | 16 | 2 | 0 | 59 |
| 63 Germany | 56 | 63 | 6 | 2 | 8 | 6 | 22 | 31 | 9 | 1 | 0 | 41 |
| 64 Greece | 21 | 23 | 0 | 0 | 1 | 1 | 2 | 14 | 7 | 0 | 0 | 21 |
| 65 Iceland | 3 | 4 | 1 | 0 | 0 | 0 | 1 | 3 | 0 | 0 | 0 | 3 |
| 66 Ireland | 10 | 12 | 1 | 1 | 1 | 1 | 4 | 7 | 1 | 0 | 0 | 8 |
| 67 Italy | 59 | 42 | 1 | 0 | 6 | 5 | 11 | 23 | 7 | 0 | 0 | 30 |
| 68 Luxembourg | 1 | 2 | 1 | 0 | 0 | 1 | 2 | 0 | 0 | 0 | 0 | 0 |
| 69 Netherlands | 13 | 17 | 0 | 0 | 5 | 6 | 11 | 4 | 2 | 0 | 0 | 6 |
| 70 Norway | 5 | 6 | 3 | 0 | 0 | 1 | 4 | 1 | 1 | 0 | 0 | 2 |
| 71 Portugal | 15 | 14 | 5 | 1 | 0 | 0 | 6 | 5 | 3 | 0 | 0 | 8 |
| 72 Spain | 26 | 25 | 0 | 1 | 1 | 0 | 2 | 10 | 11 | 2 | 0 | 23 |
| 73 Sweden | 20 | 13 | 0 | 1 | 8 | 3 | 12 | 1 | 0 | 0 | 0 | 1 |
| 74 Switzerland | 9 | 11 | 2 | 0 | 0 | 0 | 2 | 7 | 2 | 0 | 0 | 9 |
| 75 United Kingdom | 81 | 101 | 17 | 5 | 15 | 26 | 63 | 24 | 12 | 2 | 0 | 38 |

| | | TOTAL ENROLLMENT | | UNDERGRADUATE DEGREE | | UNDERGRADUATE EXCHANGE | | TOTAL | GRADUATE | | GRADUATE EXCHANGE | | TOTAL |
|----|-----------------------------------|------------------|-----------|----------------------|--------|------------------------|--------|------------|----------|--------|-------------------|--------|-------|
| | | FALL 2006 | FALL 2007 | Male | Female | Male | Female | UNDERGRADS | Male | Female | Male | Female | GRADS |
| | LATIN AMERICA | 190 | 213 | 7 | 7 | 10 | 6 | 30 | 128 | 54 | 1 | 0 | 183 |
| | <i>CARIBBEAN</i> | 3 | 6 | 1 | 1 | 0 | 0 | 2 | 0 | 4 | 0 | 0 | 4 |
| 76 | Bahamas, The | 0 | 1 | 0 | 1 | 0 | 0 | 1 | 0 | 0 | 0 | 0 | 0 |
| 77 | Dominican Republic | 0 | 1 | 1 | 0 | 0 | 0 | 1 | 0 | 0 | 0 | 0 | 0 |
| 78 | Jamaica | 1 | 1 | 0 | 0 | 0 | 0 | 0 | 0 | 1 | 0 | 0 | 1 |
| 79 | Trinidad & Tobago | 2 | 3 | 0 | 0 | 0 | 0 | 0 | 0 | 3 | 0 | 0 | 3 |
| | <i>CENTRAL AMERICA AND MEXICO</i> | 68 | 75 | 4 | 2 | 3 | 2 | 11 | 41 | 23 | 0 | 0 | 64 |
| 80 | Costa Rica | 4 | 5 | 0 | 0 | 0 | 0 | 0 | 4 | 1 | 0 | 0 | 5 |
| 81 | Guatemala | 2 | 2 | 0 | 0 | 0 | 0 | 0 | 2 | 0 | 0 | 0 | 2 |
| 82 | Mexico | 61 | 65 | 2 | 2 | 3 | 2 | 9 | 34 | 22 | 0 | 0 | 56 |
| 83 | Panama | 1 | 3 | 2 | 0 | 0 | 0 | 2 | 1 | 0 | 0 | 0 | 1 |
| | <i>SOUTH AMERICA</i> | 119 | 132 | 2 | 4 | 7 | 4 | 17 | 87 | 27 | 1 | 0 | 115 |
| 84 | Argentina | 19 | 17 | 0 | 1 | 0 | 0 | 1 | 11 | 5 | 0 | 0 | 16 |
| 85 | Bolivia | 2 | 2 | 0 | 0 | 0 | 0 | 0 | 2 | 0 | 0 | 0 | 2 |
| 86 | Brazil | 29 | 39 | 2 | 2 | 4 | 1 | 9 | 23 | 6 | 1 | 0 | 30 |
| 87 | Chile | 30 | 31 | 0 | 0 | 3 | 3 | 6 | 20 | 5 | 0 | 0 | 25 |
| 88 | Colombia | 17 | 18 | 0 | 1 | 0 | 0 | 1 | 12 | 5 | 0 | 0 | 17 |
| 89 | Ecuador | 2 | 0 | 0 | 0 | 0 | 0 | 0 | 0 | 0 | 0 | 0 | 0 |
| 90 | Paraguay | 1 | 0 | 0 | 0 | 0 | 0 | 0 | 0 | 0 | 0 | 0 | 0 |
| 91 | Peru | 11 | 16 | 0 | 0 | 0 | 0 | 0 | 14 | 2 | 0 | 0 | 16 |
| 92 | Uruguay | 2 | 1 | 0 | 0 | 0 | 0 | 0 | 0 | 1 | 0 | 0 | 1 |
| 93 | Venezuela | 6 | 8 | 0 | 0 | 0 | 0 | 0 | 5 | 3 | 0 | 0 | 8 |

| | | | | | | | | | | | | | |
|-----|----------------------|------|----------------|-----|-----|-----|-----|-----|------|-----|----|---|------|
| | MIDDLE EAST | 76 | 87 | 2 | 3 | 0 | 0 | 5 | 58 | 24 | 0 | 0 | 82 |
| 94 | Cyprus | 4 | 2 | 0 | 0 | 0 | 0 | 0 | 1 | 1 | 0 | 0 | 2 |
| 95 | Georgia | 1 | 1 | 1 | 0 | 0 | 0 | 1 | 0 | 0 | 0 | 0 | 0 |
| 96 | Iran | 18 | 23 | 2 | 0 | 0 | 0 | 2 | 19 | 2 | 0 | 0 | 21 |
| 97 | Iraq | 1 | 1 | 0 | 0 | 0 | 0 | 0 | 1 | 0 | 0 | 0 | 1 |
| 98 | Israel | 36 | 41 | 0 | 1 | 0 | 0 | 1 | 26 | 14 | 0 | 0 | 40 |
| 99 | Kuwait | 3 | 4 | 0 | 1 | 0 | 0 | 1 | 2 | 1 | 0 | 0 | 3 |
| 100 | Lebanon | 8 | 10 | 0 | 0 | 0 | 0 | 0 | 6 | 4 | 0 | 0 | 10 |
| 101 | Saudi Arabia | 2 | 3 | 0 | 0 | 0 | 0 | 0 | 2 | 1 | 0 | 0 | 3 |
| 102 | Syria | 1 | 0 | 0 | 0 | 0 | 0 | 0 | 0 | 0 | 0 | 0 | 0 |
| 103 | United Arab Emirates | 1 | 1 | 0 | 1 | 0 | 0 | 1 | 0 | 0 | 0 | 0 | 0 |
| | NORTH AMERICA | 176 | 187 | 21 | 25 | 0 | 1 | 47 | 91 | 49 | 0 | 0 | 140 |
| 104 | Canada | 176 | 187 | 21 | 25 | 0 | 1 | 47 | 91 | 49 | 0 | 0 | 140 |
| | OCEANIA | 82 | 71 | 7 | 8 | 18 | 12 | 45 | 17 | 9 | 0 | 0 | 26 |
| 105 | Australia | 62 | 53 | 5 | 5 | 15 | 10 | 35 | 13 | 5 | 0 | 0 | 18 |
| 106 | Fiji | 1 | 1 | 1 | 0 | 0 | 0 | 1 | 0 | 0 | 0 | 0 | 0 |
| 107 | New Zealand | 19 | 17 | 1 | 3 | 3 | 2 | 9 | 4 | 4 | 0 | 0 | 8 |
| | TOTALS | 2688 | 2785 | 377 | 289 | 101 | 120 | 887 | 1270 | 615 | 13 | 0 | 1898 |
| | Percent Increase | | 3.6086% | | | | | | | | | | |

| Fall 2007 International Student Enrollment (by College) | | | | | | | | | | | | | |
|---|----------------|--------|----------|--------|------------|-----------|--------|-----------|--------|----------|--------|-------|-------|
| | UNDERGRADUATES | | | | | GRADUATES | | | | | | | |
| | Degree | | Exchange | | Total | Masters | | Doctorate | | Exchange | | Total | Total |
| | Male | Female | Male | Female | Undergrads | Male | Female | Male | Female | Male | Female | Grads | |
| BOALT SCHOOL OF LAW | | | | | | | | | | | | | |
| Jurisprudence and Social Policy | 0 | 0 | 0 | 0 | 0 | 0 | 0 | 4 | 0 | 0 | 0 | 4 | 4 |
| Law-JD | 0 | 0 | 0 | 0 | 0 | 3 | 7 | 0 | 0 | 0 | 0 | 10 | 10 |
| Law-JSD | 0 | 0 | 0 | 0 | 0 | 7 | 12 | 6 | 6 | 0 | 0 | 31 | 31 |
| Law-LLM | 0 | 0 | 0 | 0 | 0 | 44 | 28 | 0 | 0 | 0 | 0 | 72 | 72 |
| College Total | 0 | 0 | 0 | 0 | 0 | 54 | 47 | 10 | 6 | 0 | 0 | 117 | 117 |
| COLLEGE OF CHEMISTRY | | | | | | | | | | | | | |
| Chemical Biology | 6 | 11 | 0 | 0 | 17 | 0 | 0 | 0 | 0 | 0 | 0 | 0 | 17 |
| Chemical Engineering | 29 | 15 | 0 | 0 | 44 | 0 | 2 | 7 | 2 | 0 | 0 | 11 | 55 |
| Chemistry | 6 | 6 | 0 | 0 | 12 | 0 | 0 | 23 | 17 | 0 | 0 | 40 | 52 |
| Limited | 0 | 0 | 4 | 1 | 5 | 0 | 0 | 0 | 0 | 0 | 0 | 0 | 10 |
| College Total | 41 | 32 | 4 | 1 | 78 | 0 | 2 | 30 | 19 | 0 | 0 | 51 | 129 |
| COLLEGE OF ENGINEERING | | | | | | | | | | | | | |
| Architecture | 0 | 0 | 0 | 0 | 0 | 0 | 0 | 2 | 0 | 0 | 0 | 2 | 2 |
| Bioengineering | 8 | 6 | 0 | 0 | 14 | 0 | 0 | 3 | 7 | 0 | 0 | 10 | 24 |
| Civil Engineering | 6 | 2 | 0 | 0 | 8 | 0 | 0 | 0 | 0 | 0 | 0 | 0 | 8 |
| Civil and Environmental Engineering | 0 | 0 | 0 | 0 | 0 | 28 | 19 | 67 | 25 | 0 | 0 | 139 | 139 |
| Computational Engineering Science | 1 | 0 | 0 | 0 | 1 | 0 | 0 | 0 | 0 | 0 | 0 | 0 | 1 |
| Computer Science | 0 | 0 | 0 | 0 | 0 | 0 | 1 | 75 | 11 | 0 | 0 | 87 | 87 |
| Electrical Engineering and Computer Science | 45 | 4 | 0 | 0 | 49 | 0 | 0 | 118 | 20 | 0 | 0 | 138 | 187 |
| Engineering Physics | 3 | 0 | 0 | 0 | 3 | 0 | 0 | 0 | 0 | 0 | 0 | 0 | 3 |
| Engr-civil Engineering | 0 | 0 | 0 | 0 | 0 | 0 | 0 | 1 | 0 | 0 | 0 | 1 | 1 |
| Environmental Engineering Science | 1 | 0 | 0 | 0 | 1 | 0 | 0 | 0 | 0 | 0 | 0 | 0 | 1 |
| General Engineering Science | 5 | 2 | 0 | 0 | 7 | 0 | 0 | 0 | 0 | 0 | 0 | 0 | 7 |
| Industrial Engineering and Operations Research | 9 | 8 | 0 | 0 | 17 | 13 | 4 | 17 | 10 | 0 | 0 | 44 | 61 |
| Limited | 0 | 0 | 21 | 11 | 32 | 0 | 0 | 0 | 0 | 0 | 0 | 0 | 32 |
| Materials Science and Engineering | 4 | 0 | 0 | 0 | 4 | 2 | 0 | 7 | 1 | 0 | 0 | 10 | 14 |
| Materials Science and Mineral Engineering | 0 | 0 | 0 | 0 | 0 | 0 | 0 | 0 | 1 | 0 | 0 | 1 | 1 |
| Mechanical Engineering | 19 | 1 | 0 | 0 | 20 | 9 | 2 | 117 | 19 | 0 | 0 | 147 | 167 |
| Nuclear Engineering | 1 | 0 | 0 | 0 | 1 | 2 | 0 | 8 | 5 | 0 | 0 | 15 | 16 |
| College Total | 102 | 23 | 21 | 11 | 157 | 54 | 26 | 415 | 99 | 0 | 0 | 594 | 743 |

| COLLEGE OF ENVIRONMENTAL DESIGN | | | | | | | | | | | | | |
|--|-----------------------|--------|----------|--------|------------|------------------|--------|-----------|--------|----------|--------|-------|-------|
| Architecture | 12 | 16 | 0 | 0 | 28 | 17 | 13 | 15 | 15 | 0 | 0 | 60 | 88 |
| City and Regional Planning | 0 | 0 | 0 | 0 | 0 | 2 | 2 | 9 | 3 | 0 | 0 | 16 | 16 |
| Design | 0 | 0 | 0 | 0 | 0 | 0 | 1 | 0 | 0 | 0 | 0 | 1 | 1 |
| Environmental Planning | 0 | 0 | 0 | 0 | 0 | 0 | 0 | 0 | 1 | 0 | 0 | 1 | 1 |
| Landscape Architecture and Environment | 0 | 0 | 0 | 0 | 0 | 0 | 0 | 0 | 1 | 0 | 0 | 1 | 1 |
| Landscape Architecture | 1 | 1 | 1 | 0 | 3 | 2 | 1 | 0 | 0 | 0 | 0 | 3 | 6 |
| Limited | 0 | 0 | 2 | 3 | 5 | 0 | 0 | 0 | 0 | 0 | 0 | 0 | 5 |
| Urban Design | 0 | 0 | 0 | 0 | 0 | 5 | 3 | 0 | 0 | 0 | 0 | 8 | 8 |
| Urban Studies | 1 | 1 | 0 | 0 | 2 | 0 | 0 | 0 | 0 | 0 | 0 | 0 | 2 |
| College Total | 14 | 18 | 3 | 3 | 38 | 26 | 20 | 24 | 20 | 0 | 0 | 90 | 128 |
| | UNDERGRADUATES | | | | | GRADUATES | | | | | | | |
| | Degree | | Exchange | | Total | Masters | | Doctorate | | Exchange | | Total | |
| | Male | Female | Male | Female | Undergrads | Male | Female | Male | Female | Male | Female | Grads | Total |
| COLLEGE OF LETTERS AND SCIENCE | | | | | | | | | | | | | |
| American Studies | 0 | 1 | 0 | 0 | 1 | 0 | 0 | 0 | 0 | 0 | 0 | 0 | 1 |
| Applied Mathematics | 3 | 3 | 0 | 0 | 6 | 0 | 0 | 0 | 0 | 0 | 0 | 0 | 6 |
| Art | 0 | 2 | 0 | 0 | 2 | 0 | 0 | 0 | 0 | 0 | 0 | 0 | 2 |
| Asian Studies - Area 1: China | 0 | 1 | 0 | 0 | 1 | 0 | 0 | 0 | 0 | 0 | 0 | 0 | 1 |
| Asian Studies - Area 2: Japan | 2 | 0 | 0 | 0 | 2 | 0 | 0 | 0 | 0 | 0 | 0 | 0 | 2 |
| Cognitive Science | 3 | 1 | 0 | 0 | 4 | 0 | 0 | 0 | 0 | 0 | 0 | 0 | 4 |
| Comparative Literature | 0 | 1 | 0 | 0 | 1 | 0 | 0 | 0 | 0 | 0 | 0 | 0 | 1 |
| Computer Science | 6 | 0 | 0 | 0 | 6 | 0 | 0 | 0 | 0 | 0 | 0 | 0 | 6 |
| Development Studies | 0 | 1 | 0 | 0 | 1 | 0 | 0 | 0 | 0 | 0 | 0 | 0 | 1 |
| Economics | 19 | 16 | 0 | 0 | 35 | 0 | 0 | 0 | 0 | 0 | 0 | 0 | 35 |
| English | 1 | 2 | 0 | 0 | 3 | 0 | 0 | 0 | 0 | 0 | 0 | 0 | 3 |
| Environmental Economics and Policy | 1 | 3 | 0 | 0 | 4 | 0 | 0 | 0 | 0 | 0 | 0 | 0 | 4 |
| Film | 3 | 3 | 0 | 0 | 6 | 0 | 0 | 0 | 0 | 0 | 0 | 0 | 6 |
| Geography | 1 | 0 | 0 | 0 | 1 | 0 | 0 | 0 | 0 | 0 | 0 | 0 | 1 |
| German | 0 | 1 | 0 | 0 | 1 | 0 | 0 | 0 | 0 | 0 | 0 | 0 | 1 |
| History of Art | 0 | 1 | 0 | 0 | 1 | 0 | 0 | 0 | 0 | 0 | 0 | 0 | 1 |
| Integrative Biology | 0 | 2 | 0 | 0 | 2 | 0 | 0 | 0 | 0 | 0 | 0 | 0 | 2 |
| Interdisciplinary Studies | 4 | 5 | 0 | 0 | 9 | 0 | 0 | 0 | 0 | 0 | 0 | 0 | 9 |
| Japanese Language | 0 | 1 | 0 | 0 | 1 | 0 | 0 | 0 | 0 | 0 | 0 | 0 | 1 |
| Legal Studies | 2 | 2 | 0 | 0 | 4 | 0 | 0 | 0 | 0 | 0 | 0 | 0 | 4 |
| Limited | 0 | 0 | 62 | 92 | 154 | 0 | 0 | 0 | 0 | 0 | 0 | 0 | 154 |
| Mass Communication | 6 | 4 | 0 | 0 | 10 | 0 | 0 | 0 | 0 | 0 | 0 | 0 | 10 |
| Mathematics | 6 | 2 | 0 | 0 | 8 | 0 | 0 | 0 | 0 | 0 | 0 | 0 | 8 |

| | | | | | | | | | | | | | | |
|--|-----|-----|----|----|-----|---|---|---|---|---|---|---|---|-----|
| Molecular and Cell Biology, Plan I, Emphasis 1: Biochemistry and Molecular Biology | 2 | 2 | 0 | 0 | 4 | 0 | 0 | 0 | 0 | 0 | 0 | 0 | 0 | 4 |
| Molecular and Cell Biology, Plan I, Emphasis 2: Genetics | 1 | 3 | 0 | 0 | 4 | 0 | 0 | 0 | 0 | 0 | 0 | 0 | 0 | 4 |
| Molecular and Cell Biology, Plan I, Emphasis 3: Immunology | 4 | 0 | 0 | 0 | 4 | 0 | 0 | 0 | 0 | 0 | 0 | 0 | 0 | 4 |
| Molecular and Cell Biology, Plan II, Emphasis 2: Cell and Developmental Biology | 3 | 8 | 0 | 0 | 11 | 0 | 0 | 0 | 0 | 0 | 0 | 0 | 0 | 11 |
| Molecular and Cell Biology, Plan II, Emphasis 3: Neurobiology | 0 | 1 | 0 | 0 | 1 | 0 | 0 | 0 | 0 | 0 | 0 | 0 | 0 | 1 |
| Music | 1 | 3 | 0 | 0 | 4 | 0 | 0 | 0 | 0 | 0 | 0 | 0 | 0 | 4 |
| Operations Research and Management § | 2 | 0 | 0 | 0 | 2 | 0 | 0 | 0 | 0 | 0 | 0 | 0 | 0 | 2 |
| Peace and Conflict Studies | 0 | 1 | 0 | 0 | 1 | 0 | 0 | 0 | 0 | 0 | 0 | 0 | 0 | 1 |
| Physics | 4 | 0 | 0 | 0 | 4 | 0 | 0 | 0 | 0 | 0 | 0 | 0 | 0 | 4 |
| Political Economy of Industrial Societies | 5 | 4 | 0 | 0 | 9 | 0 | 0 | 0 | 0 | 0 | 0 | 0 | 0 | 9 |
| Political Science | 2 | 2 | 0 | 0 | 4 | 0 | 0 | 0 | 0 | 0 | 0 | 0 | 0 | 4 |
| Psychology | 2 | 6 | 0 | 0 | 8 | 0 | 0 | 0 | 0 | 0 | 0 | 0 | 0 | 8 |
| Sociology | 1 | 0 | 0 | 0 | 1 | 0 | 0 | 0 | 0 | 0 | 0 | 0 | 0 | 1 |
| Statistics | 1 | 2 | 0 | 0 | 3 | 0 | 0 | 0 | 0 | 0 | 0 | 0 | 0 | 3 |
| Theater and Performance Studies | 0 | 1 | 0 | 0 | 1 | 0 | 0 | 0 | 0 | 0 | 0 | 0 | 0 | 1 |
| Undeclared | 112 | 86 | 0 | 0 | 198 | 0 | 0 | 0 | 0 | 0 | 0 | 0 | 0 | 198 |
| College Total | 197 | 171 | 62 | 92 | 522 | 0 | 0 | 0 | 0 | 0 | 0 | 0 | 0 | 522 |

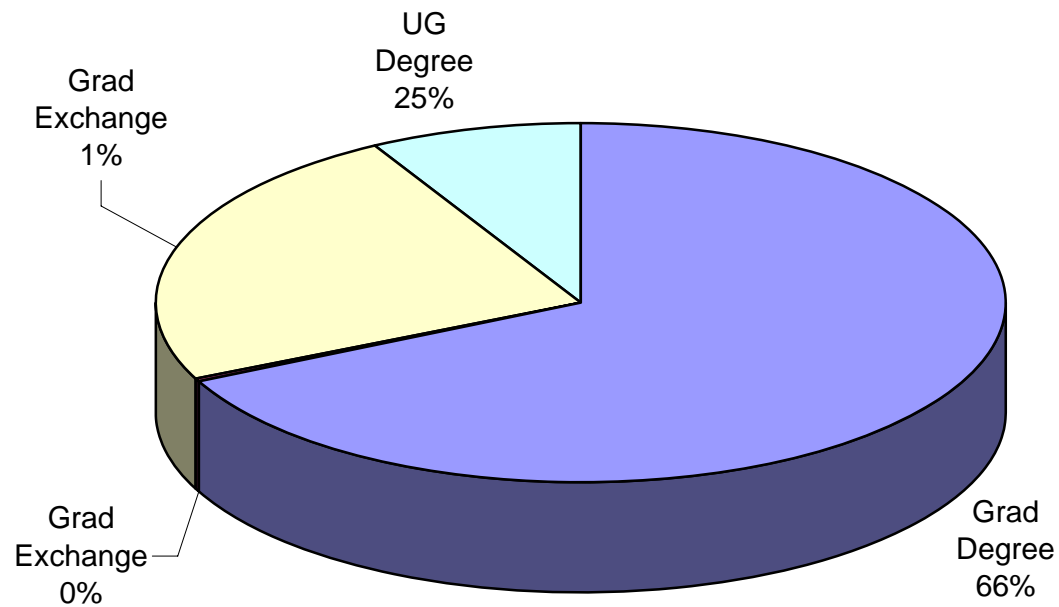
| | UNDERGRADUATES | | | | | GRADUATES | | | | | | | Total |
|--|----------------|--------|----------|--------|------------|-----------|--------|-----------|--------|----------|--------|-------|-------|
| | Degree | | Exchange | | Total | Masters | | Doctorate | | Exchange | | Total | |
| | Male | Female | Male | Female | Undergrads | Male | Female | Male | Female | Male | Female | Grads | |
| COLLEGE OF NATURAL RESOURCES | | | | | | | | | | | | | |
| Agricultural and Environmental Chemistry | 0 | 0 | 0 | 0 | 0 | 0 | 0 | 0 | 2 | 0 | 0 | 2 | 2 |
| Agricultural and Resource Economics | 0 | 0 | 0 | 0 | 0 | 0 | 1 | 25 | 15 | 0 | 0 | 41 | 41 |
| Comparative Biochemistry | 0 | 0 | 0 | 0 | 0 | 0 | 0 | 3 | 4 | 0 | 0 | 7 | 7 |
| Conservation and Resource Studies | 1 | 3 | 0 | 0 | 4 | 0 | 0 | 0 | 0 | 0 | 0 | | 4 |
| Environmental Economics and Policy | 3 | 6 | 0 | 0 | 9 | 0 | 0 | 0 | 0 | 0 | 0 | | 9 |
| Environmental Sciences | 0 | 1 | 0 | 0 | 1 | 0 | 0 | 0 | 0 | 0 | 0 | | 1 |
| Environmental Science, Policy, and Manag | 0 | 0 | 0 | 0 | 0 | 0 | 0 | 14 | 9 | 0 | 0 | 23 | 23 |
| Forestry and Natural Resources | 1 | 0 | 0 | 0 | 1 | 0 | 0 | 0 | 0 | 0 | 0 | | 1 |
| Genetics and Plant Biology | 0 | 1 | 0 | 0 | 1 | 0 | 0 | 0 | 0 | 0 | 0 | | 1 |
| Limited | 0 | 0 | 0 | 1 | 1 | 0 | 0 | 0 | 0 | 0 | 0 | | 1 |
| Microbial Biology | 1 | 1 | 0 | 0 | 2 | 0 | 0 | 0 | 0 | 0 | 0 | | 2 |
| Molecular Environmental Biology | 4 | 4 | 0 | 0 | 8 | 0 | 0 | 0 | 0 | 0 | 0 | | 8 |
| Nutrition Science | 0 | 4 | 0 | 0 | 4 | 0 | 0 | 0 | 0 | 0 | 0 | | 4 |
| Nutritional Science-Dietetics | 0 | 3 | 0 | 0 | 3 | 0 | 0 | 0 | 0 | 0 | 0 | | 3 |
| Nutritional Sciences-Physiology and Meta | 0 | 2 | 0 | 0 | 2 | 0 | 0 | 0 | 0 | 0 | 0 | | 2 |
| Plant Biology | 0 | 0 | 0 | 0 | 0 | 0 | 0 | 0 | 4 | 0 | 0 | 4 | 4 |
| Undeclared | 2 | 7 | 0 | 0 | 9 | 0 | 0 | 0 | 0 | 0 | 0 | | 9 |
| College Total | 12 | 32 | 0 | 1 | 45 | 0 | 1 | 42 | 34 | 0 | 0 | 77 | 122 |
| GOLDMAN SCHOOL OF PUBLIC POLICY | | | | | | | | | | | | | |
| Public Policy | 0 | 0 | 0 | 0 | 0 | 4 | 10 | 1 | 1 | 0 | 0 | 16 | 16 |
| College Total | 0 | 0 | 0 | 0 | 0 | 4 | 10 | 1 | 1 | 0 | 0 | 16 | 16 |
| | | | | | | | | | | | | | |
| | UNDERGRADUATES | | | | | GRADUATES | | | | | | | Total |
| | Degree | | Exchange | | Total | Masters | | Doctorate | | Exchange | | Total | |
| | Male | Female | Male | Female | Undergrads | Male | Female | Male | Female | Male | Female | Grads | |
| GRADUATE DIVISION | | | | | | | | | | | | | |
| Ancient History and Mediterranean Arche | 0 | 0 | 0 | 0 | 0 | 0 | 0 | 0 | 1 | 0 | 0 | 1 | 1 |
| Anthropology | 0 | 0 | 0 | 0 | 0 | 0 | 0 | 8 | 11 | 0 | 0 | 19 | 19 |
| Applied Mathematics | 0 | 0 | 0 | 0 | 0 | 0 | 0 | 2 | 1 | 0 | 0 | 3 | 3 |
| Applied Science and Technology | 0 | 0 | 0 | 0 | 0 | 0 | 0 | 12 | 2 | 0 | 0 | 14 | 14 |
| Asian Studies | 0 | 0 | 0 | 0 | 0 | 1 | 0 | 0 | 0 | 0 | 0 | 1 | 1 |
| Astrophysics | 0 | 0 | 0 | 0 | 0 | 0 | 0 | 4 | 2 | 0 | 0 | 6 | 6 |
| Biophysics | 0 | 0 | 0 | 0 | 0 | 0 | 0 | 6 | 4 | 0 | 0 | 10 | 10 |
| Buddhist | 0 | 0 | 0 | 0 | 0 | 0 | 0 | 1 | 0 | 0 | 0 | 1 | 1 |
| Business Administration | 0 | 0 | 0 | 0 | 0 | 0 | 5 | 0 | 1 | 11 | 0 | 17 | 17 |
| Chinese Language | 0 | 0 | 0 | 0 | 0 | 0 | 0 | 3 | 3 | 0 | 0 | 6 | 6 |
| Civil and Environmental Engineering | 0 | 0 | 0 | 0 | 0 | 0 | 0 | 1 | 0 | 0 | 0 | 1 | 1 |
| Classical Archaeology | 0 | 0 | 0 | 0 | 0 | 0 | 0 | 1 | 1 | 0 | 0 | 2 | 2 |
| Classics | 0 | 0 | 0 | 0 | 0 | 0 | 0 | 0 | 1 | 0 | 0 | 1 | 1 |
| Comparative Literature | 0 | 0 | 0 | 0 | 0 | 0 | 1 | 2 | 2 | 0 | 0 | 5 | 5 |
| Computer Science | 0 | 0 | 0 | 0 | 0 | 0 | 0 | 1 | 0 | 0 | 0 | 1 | 1 |
| Demography | 0 | 0 | 0 | 0 | 0 | 0 | 0 | 4 | 1 | 0 | 0 | 5 | 5 |
| Earth and Planetary Sciences | 0 | 0 | 0 | 0 | 0 | 0 | 0 | 3 | 7 | 0 | 0 | 10 | 10 |

| | | | | | | | | | | | | | |
|---|---|---|---|---|---|---|----|-----|-----|----|---|-----|-----|
| Economics | 0 | 0 | 0 | 0 | 0 | 0 | 0 | 46 | 24 | 0 | 0 | 70 | 70 |
| Electrical Engineering and Computer Sci | 0 | 0 | 0 | 0 | 0 | 0 | 0 | 2 | 0 | 0 | 0 | 2 | 2 |
| Energy and Resources | 0 | 0 | 0 | 0 | 0 | 0 | 0 | 4 | 4 | 0 | 0 | 8 | 8 |
| English | 0 | 0 | 0 | 0 | 0 | 0 | 0 | 4 | 0 | 0 | 0 | 4 | 4 |
| Ethnic Studies | 0 | 0 | 0 | 0 | 0 | 0 | 2 | 2 | 2 | 0 | 0 | 6 | 6 |
| French | 0 | 0 | 0 | 0 | 0 | 0 | 0 | 1 | 3 | 0 | 0 | 4 | 4 |
| Geography | 0 | 0 | 0 | 0 | 0 | 0 | 0 | 6 | 2 | 0 | 0 | 8 | 8 |
| Health Services and Policy Analysis | 0 | 0 | 0 | 0 | 0 | 0 | 0 | 2 | 2 | 0 | 0 | 4 | 4 |
| Hispanic Languages and Literatures | 0 | 0 | 0 | 0 | 0 | 0 | 0 | 8 | 4 | 0 | 0 | 12 | 12 |
| History of Art | 0 | 0 | 0 | 0 | 0 | 0 | 0 | 0 | 4 | 0 | 0 | 4 | 4 |
| History | 0 | 0 | 0 | 0 | 0 | 0 | 0 | 16 | 4 | 0 | 0 | 20 | 20 |
| Infectious Diseases and Immunity | 0 | 0 | 0 | 0 | 0 | 0 | 0 | 1 | 0 | 0 | 0 | 1 | 1 |
| Integrative Biology | 0 | 0 | 0 | 0 | 0 | 0 | 0 | 8 | 5 | 0 | 0 | 13 | 13 |
| International and Area Studies | 0 | 0 | 0 | 0 | 0 | 0 | 2 | 0 | 1 | 0 | 0 | 3 | 3 |
| Italian Studies | 0 | 0 | 0 | 0 | 0 | 0 | 0 | 1 | 3 | 0 | 0 | 4 | 4 |
| Jewish Studies | 0 | 0 | 0 | 0 | 0 | 0 | 0 | 0 | 2 | 0 | 0 | 2 | 2 |
| Latin American Studies | 0 | 0 | 0 | 0 | 0 | 1 | 2 | 0 | 0 | 0 | 0 | 3 | 3 |
| Linguistics | 0 | 0 | 0 | 0 | 0 | 0 | 0 | 2 | 4 | 1 | 0 | 7 | 7 |
| Logic and the Methodology of Science | 0 | 0 | 0 | 0 | 0 | 0 | 0 | 0 | 5 | 0 | 0 | 5 | 5 |
| Mathematics | 0 | 0 | 0 | 0 | 0 | 1 | 0 | 48 | 1 | 0 | 0 | 50 | 50 |
| Mechanical Engineering | 0 | 0 | 0 | 0 | 0 | 0 | 0 | 1 | 0 | 0 | 0 | 1 | 1 |
| Medical Anthropology | 0 | 0 | 0 | 0 | 0 | 0 | 0 | 1 | 1 | 0 | 0 | 2 | 2 |
| Microbiology | 0 | 0 | 0 | 0 | 0 | 0 | 0 | 2 | 3 | 0 | 0 | 5 | 5 |
| Molecular & Biochemical Nutrition | 0 | 0 | 0 | 0 | 0 | 0 | 0 | 3 | 1 | 0 | 0 | 4 | 4 |
| Molecular and Cell Biology | 0 | 0 | 0 | 0 | 0 | 0 | 0 | 8 | 13 | 0 | 0 | 21 | 21 |
| Molecular Toxicology | 0 | 0 | 0 | 0 | 0 | 0 | 0 | 2 | 2 | 0 | 0 | 4 | 4 |
| Music | 0 | 0 | 0 | 0 | 0 | 0 | 0 | 4 | 7 | 0 | 0 | 11 | 11 |
| Near Eastern Studies | 0 | 0 | 0 | 0 | 0 | 0 | 0 | 2 | 3 | 0 | 0 | 5 | 5 |
| Neuroscience | 0 | 0 | 0 | 0 | 0 | 0 | 0 | 4 | 4 | 0 | 0 | 8 | 8 |
| Performance Studies | 0 | 0 | 0 | 0 | 0 | 0 | 0 | 0 | 2 | 0 | 0 | 2 | 2 |
| Philosophy | 0 | 0 | 0 | 0 | 0 | 0 | 0 | 2 | 2 | 0 | 0 | 4 | 4 |
| Physics | 0 | 0 | 0 | 0 | 0 | 0 | 0 | 40 | 11 | 0 | 0 | 51 | 51 |
| Political Science | 0 | 0 | 0 | 0 | 0 | 1 | 1 | 26 | 10 | 0 | 0 | 38 | 38 |
| Psychology | 0 | 0 | 0 | 0 | 0 | 0 | 0 | 3 | 5 | 0 | 0 | 8 | 8 |
| Public Health | 0 | 0 | 0 | 0 | 0 | 1 | 0 | 0 | 0 | 0 | 0 | 1 | 1 |
| Public Policy | 0 | 0 | 0 | 0 | 0 | 0 | 0 | 1 | 0 | 0 | 0 | 1 | 1 |
| Rhetoric | 0 | 0 | 0 | 0 | 0 | 0 | 0 | 4 | 6 | 1 | 0 | 11 | 11 |
| Romance Languages and Literatures | 0 | 0 | 0 | 0 | 0 | 0 | 0 | 4 | 1 | 0 | 0 | 5 | 5 |
| Science and Mathematics Education | 0 | 0 | 0 | 0 | 0 | 0 | 0 | 0 | 1 | 0 | 0 | 1 | 1 |
| Slavic Languages and Literatures | 0 | 0 | 0 | 0 | 0 | 0 | 0 | 0 | 2 | 0 | 0 | 2 | 2 |
| Sociology and Demography | 0 | 0 | 0 | 0 | 0 | 0 | 0 | 0 | 1 | 0 | 0 | 1 | 1 |
| Sociology | 0 | 0 | 0 | 0 | 0 | 0 | 0 | 8 | 6 | 0 | 0 | 14 | 14 |
| South and Southeast Asian Studies | 0 | 0 | 0 | 0 | 0 | 0 | 0 | 3 | 4 | 0 | 0 | 7 | 7 |
| Statistics | 0 | 0 | 0 | 0 | 0 | 0 | 1 | 16 | 8 | 0 | 0 | 25 | 25 |
| College Total | 0 | 0 | 0 | 0 | 0 | 5 | 14 | 333 | 200 | 13 | 0 | 565 | 565 |

| | UNDERGRADUATES | | | | | GRADUATES | | | | | | | Total |
|--|----------------|------------|------------|------------|------------|------------|------------|------------|------------|-----------|----------|-------------|-------------|
| | Degree | | Exchange | | Total | Masters | | Doctorate | | Exchange | | Total | |
| | Male | Female | Male | Female | Undergrads | Male | Female | Male | Female | Male | Female | Grads | |
| GRADUATE SCHOOL OF EDUCATION | | | | | | | | | | | | | |
| Education | 0 | 0 | 0 | 0 | 0 | 3 | 1 | 4 | 16 | 0 | 0 | 24 | 24 |
| College Total | 0 | 0 | 0 | 0 | 0 | 3 | 1 | 4 | 16 | 0 | 0 | 24 | 24 |
| SCHOOL OF INFO MANAGEMENT AND SYSTEMS | | | | | | | | | | | | | |
| Information Management and Systems | 0 | 0 | 0 | 0 | 0 | 8 | 8 | 2 | 1 | 0 | 0 | 19 | 19 |
| College Total | 0 | 0 | 0 | 0 | 0 | 8 | 8 | 2 | 1 | 0 | 0 | 19 | 19 |
| SCHOOL OF JOURNALISM | | | | | | | | | | | | | |
| Journalism | 0 | 0 | 0 | 0 | 0 | 4 | 3 | 0 | 0 | 0 | 0 | 7 | 7 |
| College Total | 0 | 0 | 0 | 0 | 0 | 4 | 3 | 0 | 0 | 0 | 0 | 7 | 7 |
| SCHOOL OF OPTOMETRY | | | | | | | | | | | | | |
| Optometry Certificate | 0 | 0 | 0 | 0 | 0 | 1 | 1 | 0 | 0 | 0 | 0 | 2 | 2 |
| Optometry | 0 | 0 | 0 | 0 | 0 | | 4 | 0 | 0 | 0 | 0 | 4 | 4 |
| Vision Science | 0 | 0 | 0 | 0 | 0 | 1 | | 1 | 2 | 0 | 0 | 4 | 4 |
| College Total | 0 | 0 | 0 | 0 | 0 | 2 | 5 | 1 | 2 | 0 | 0 | 10 | 10 |
| SCHOOL OF SOCIAL WELFARE | | | | | | | | | | | | | |
| Social Welfare | 0 | 0 | 0 | 0 | 0 | 0 | 1 | 2 | 4 | 0 | 0 | 7 | 7 |
| College Total | 0 | 0 | 0 | 0 | 0 | 0 | 1 | 2 | 4 | 0 | 0 | 7 | 7 |
| SCHOOL OF PUBLIC HEALTH | | | | | | | | | | | | | |
| Biostatistics | 0 | 0 | 0 | 0 | 0 | | 1 | 5 | 3 | 0 | 0 | 9 | 9 |
| Environmental Health Sciences | 0 | 0 | 0 | 0 | 0 | 1 | 1 | 3 | 1 | 0 | 0 | 6 | 6 |
| Epidemiology | 0 | 0 | 0 | 0 | 0 | | 1 | 4 | 3 | 0 | 0 | 8 | 8 |
| Public Health | 0 | 0 | 0 | 0 | 0 | 4 | 6 | 2 | 2 | 0 | 0 | 14 | 14 |
| College Total | 0 | 0 | 0 | 0 | 0 | 5 | 9 | 14 | 9 | 0 | 0 | 37 | 37 |
| WALTER A. HAAS SCHOOL OF BUSINESS | | | | | | | | | | | | | |
| Business Administration-MFE (70:1F1) | 0 | 0 | 0 | 0 | 0 | 31 | 3 | 0 | 0 | 0 | 0 | 34 | 34 |
| Business Administration(70:141) | 11 | 13 | 0 | 0 | 24 | 120 | 39 | 15 | 5 | 0 | 0 | 179 | 203 |
| Business Administration (70:1C1) | 0 | 0 | 0 | 0 | 0 | 2 | 0 | 0 | 0 | 0 | 0 | 2 | 2 |
| Business Administration (70:1E1) | 0 | 0 | 0 | 0 | 0 | 57 | 11 | 0 | 0 | 0 | 0 | 68 | 68 |
| Limited | 0 | 0 | 11 | 12 | 23 | 0 | 0 | 0 | 0 | 0 | 0 | 0 | 0 |
| College Total | 11 | 13 | 11 | 12 | 47 | 210 | 53 | 15 | 5 | 0 | 0 | 283 | 330 |
| TOTAL ENROLLMENT | 377 | 289 | 101 | 120 | 887 | 375 | 201 | 895 | 414 | 13 | 0 | 1898 | 2785 |

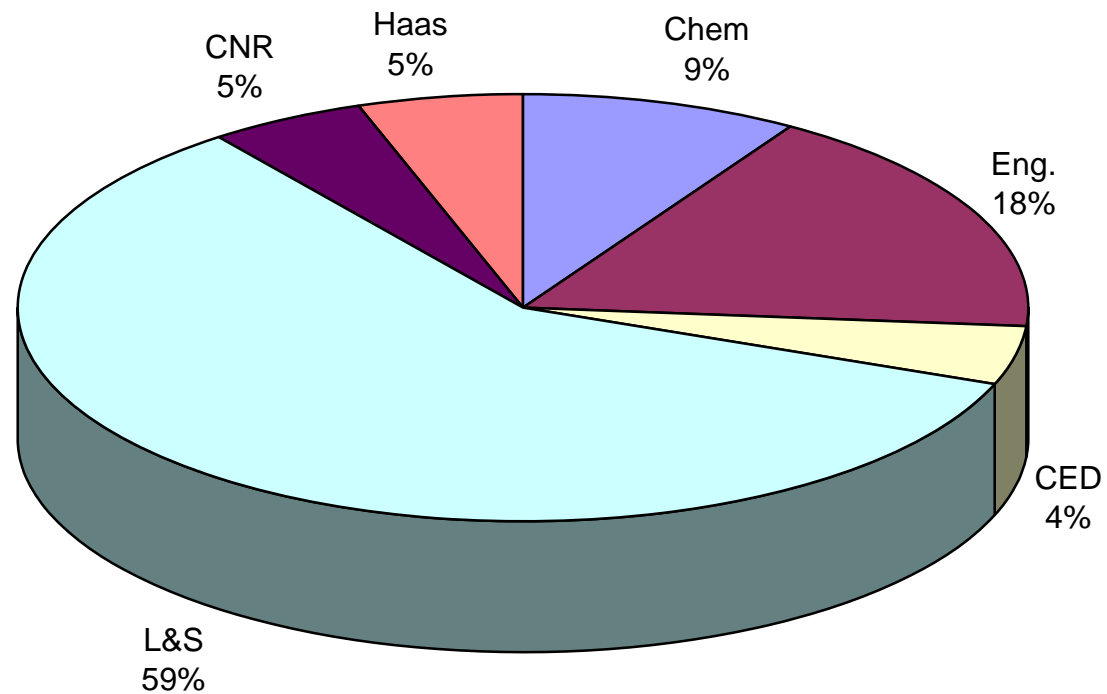
| Regular | Exchange | Regular | Exchange |
|---------|----------|---------|----------|
| Grad | Grad | UG | UG |
| 1885 | 13 | 666 | 221 |

Ratio of International Undergraduate to Graduate Enrollment Fall 2007



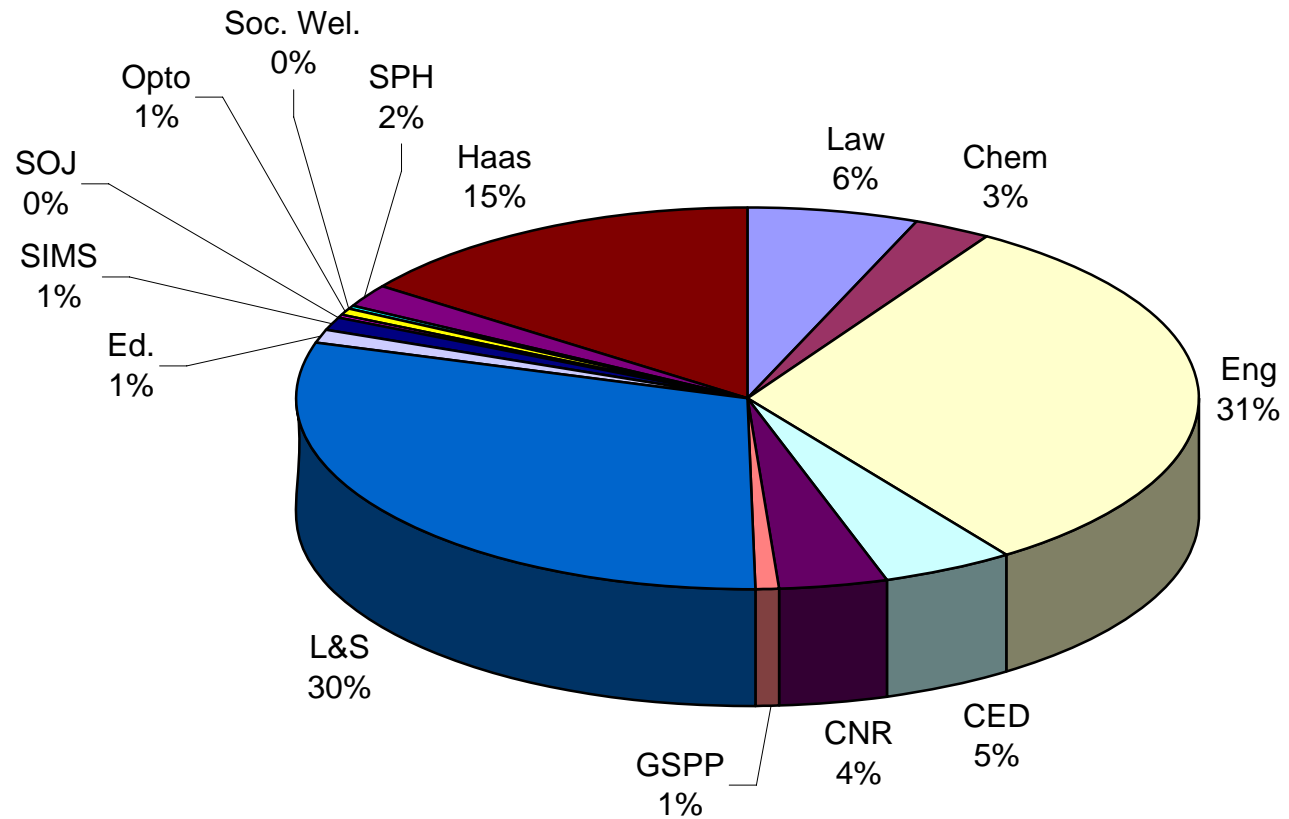
| <u>College</u> | <u>College Abbrev.</u> | <u>Number</u> |
|-----------------------------------|-------------------------------|----------------------|
| College of Chemistry | Chem | 78 |
| College of Engineering | Eng. | 157 |
| College of Environmental Design | CED | 38 |
| College of Letters and Science | L&S | 522 |
| College of Natural Resources | CNR | 45 |
| Walter A. Haas School of Business | Haas | 47 |
| Grand Total | | 887 |

Fall 2007 Undergraduate International Student Enrollment by College

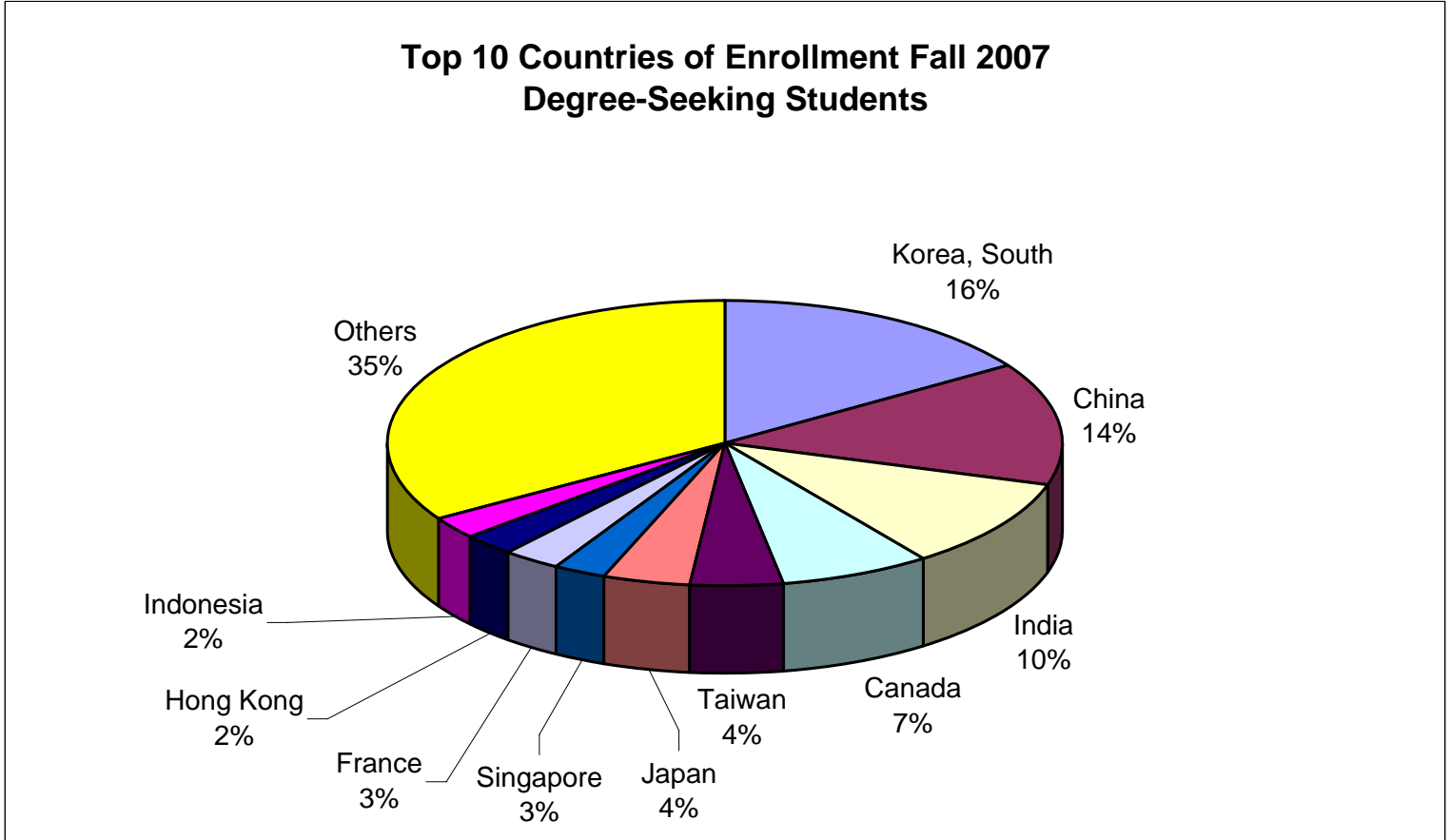


| College | College Abbrev. | Number |
|--|------------------------|---------------|
| Boalt School of Law | Law | 117 |
| College of Chemistry | Chem | 51 |
| College of Engineering | Eng | 594 |
| College of Environmental Design | CED | 90 |
| College of Natural Resources | CNR | 77 |
| Goldman Graduate School of Public Policy | GSPP | 16 |
| College of Letters & Sciences | L&S | 566 |
| Graduate School of Education | Ed. | 24 |
| School of Info Management and Systems | SIMS | 19 |
| School of Journalism | SOJ | 7 |
| School of Optometry | Opto | 10 |
| School of Social Welfare | Soc. Wel. | 7 |
| School Public Health | SPH | 37 |
| Walter A. Haas School of Business | Haas | 283 |
| Grand Total | | 1898 |

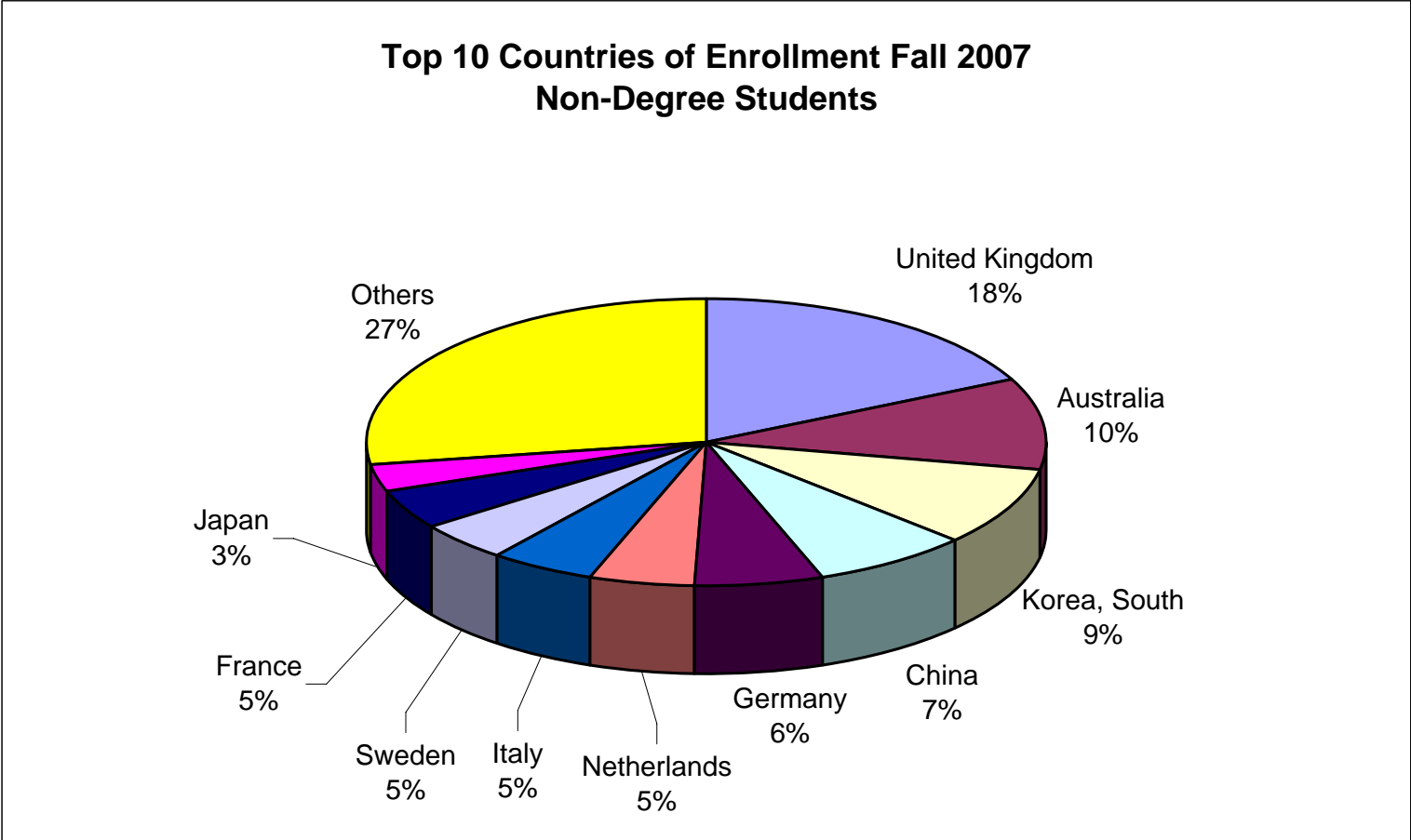
Fall 2007 Graduate International Student Enrollment by College



| Country | Number |
|--------------|--------|
| Korea, South | 404 |
| China | 353 |
| India | 257 |
| Canada | 186 |
| Taiwan | 111 |
| Japan | 105 |
| Singapore | 70 |
| France | 66 |
| Hong Kong | 63 |
| Indonesia | 63 |
| Others | 864 |
| Total | 2542 |



| Country | Number |
|----------------|--------|
| United Kingdom | 43 |
| Australia | 25 |
| Korea, South | 22 |
| China | 18 |
| Germany | 15 |
| Netherlands | 12 |
| Italy | 12 |
| Sweden | 11 |
| France | 11 |
| Japan | 7 |
| Others | 67 |
| Total | 243 |



Open Doors 2007: Report on International Educational Exchange
 Institutions Ranked in Order of Total Number of International Student Enrollment
<http://opendoors.iienetwork.org/>

| Rank | Institution | City | State | Int'l Student Enrollment | Total Enrollment | % of Total |
|-----------|--|-----------------|-----------|--------------------------|------------------|------------|
| 1 | University of Southern California | Los Angeles | CA | 7,115 | 33,389 | 21.3 |
| 2 | Columbia University | New York | NY | 5,937 | 24,417 | 24.3 |
| 3 | New York University | New York | NY | 5,827 | 50,917 | 11.4 |
| 4 | University of Illinois at Urbana-Champaign | Champaign | IL | 5,685 | 41,342 | 13.8 |
| 5 | Purdue University, Main Campus | West Lafayette | IN | 5,581 | 39,228 | 14.2 |
| 6 | University of Michigan - Ann Arbor | Ann Arbor | MI | 5,429 | 40,025 | 13.6 |
| 7 | University of Texas at Austin | Austin | TX | 5,303 | 49,738 | 10.7 |
| 8 | University of California - Los Angeles | Los Angeles | CA | 4,704 | 38,218 | 12.3 |
| 9 | Harvard University | Cambridge | MA | 4,514 | 20,042 | 22.5 |
| 10 | Boston University | Boston | MA | 4,484 | 31,574 | 14.2 |
| 10 | University of Pennsylvania | Philadelphia | PA | 4,484 | 23,704 | 18.9 |
| 12 | The Ohio State University, Main Campus | Columbus | OH | 4,345 | 51,818 | 8.4 |
| 13 | SUNY University at Buffalo | Buffalo | NY | 4,103 | 26,668 | 15.4 |
| 14 | Arizona State University - Tempe | Tempe | AZ | 4,062 | 51,234 | 7.9 |
| 15 | Indiana University at Bloomington | Bloomington | IN | 3,976 | 38,247 | 10.4 |
| 16 | Michigan State University | East Lansing | MI | 3,968 | 45,520 | 8.7 |
| 17 | University of Florida | Gainesville | FL | 3,921 | 50,953 | 7.7 |
| 18 | Texas A&M University | College Station | TX | 3,857 | 40,654 | 9.5 |
| 19 | University of Wisconsin - Madison | Madison | WI | 3,829 | 41,466 | 9.2 |
| 20 | Stanford University | Stanford | CA | 3,751 | 15,703 | 23.9 |
| 21 | Cornell University | Ithaca | NY | 3,746 | 19,639 | 19.1 |
| 22 | University of Minnesota - Twin Cities | Minneapolis | MN | 3,701 | 50,402 | 7.3 |
| 23 | Penn State University - University Park | University Park | PA | 3,681 | 42,914 | 8.6 |
| 24 | University of Maryland - College Park | College Park | MD | 3,476 | 35,102 | 9.9 |
| 25 | Houston Community College System | Houston | TX | 3,378 | 54,216 | 6.2 |
| 26 | Wayne State University | Detroit | MI | 3,362 | 33,137 | 10.1 |
| 27 | Georgia Institute of Technology | Atlanta | GA | 3,274 | 17,935 | 18.3 |
| 28 | Florida International University | Miami | FL | 3,271 | 38,537 | 8.5 |
| 29 | University of California - Berkeley | Berkeley | CA | 3,167 | 33,933 | 9.3 |
| 30 | University of Houston | Houston | TX | 3,159 | 34,329 | 9.2 |