


Navigating Campus



Berkeley
INTERNATIONAL OFFICE
First-Year Advice



Course Enrollment



Waitlist & Class Shopping



6 WAYS TO USE YOUR SYLLABUS FOR SUCCESS

Berkeley International Office

①

USE IT LIKE A SHOPPING LIST

The syllabus lists required text, readers, and other materials like e-clickers. To really excel, consider the optional reading as well.

②

USE IT LIKE A TUTOR

The syllabus lists office hours and academic support services, like the Student Learning Center (SLC) adjunct courses and study groups. Use the resources.

③

USE IT LIKE A CONTRACT

Your professor describes what students are required to do in order to be successful. Carefully read the syllabus for clues as to what s/he expects.

④

USE IT LIKE A CALENDAR

Your syllabus contains the important due dates for exams, assignments, papers, and problem sets. Add the dates to your calendar to plan your semester. Set personal deadlines to avoid procrastination and manage your workload.

⑤

USE IT LIKE A MAP

Check your syllabus before each class for reading assignments and to preview the topic before lecture. Understand the key learning objectives for each week, and visit office hours for clarification.

⑥

USE IT LIKE A RULE BOOK

Your syllabus lists the policies around academic integrity including citation and working together. Ask questions about the policies if they aren't clear.

Syllabus

Assignment	Date
Section Participation	Throughout term
4 Problem Sets & i>clicker	As Noted
Two bCourses quizzes	As Noted
Midterm #1	October 1
Midterm #2	October 29
Short Midterm #3	November 19
Comprehensive Essay	December 11, 11:59 p.m.
Final Exam	December 16, 11:30 a.m.

Assignments & Exams



Learning is
supported
holistically

Use resources



This is a
BIG
university

41,900
students

6,400
International Students

Create small communities



Building Community




7 OFFICE HOUR CONVERSATION STARTERS

Healy Center for International Office

- 1 INTRODUCE YOURSELF**
Faculty enjoy getting to know you. Why are you interested in the course? Have you previously studied the subject? What are you excited about learning in the course?
- 2 SHARE A STRUGGLE**
Is there something you're struggling with - for example, keeping up with readings, class participation, or a concept? Ask for tips/ resources to address your challenge.
- 3 ASK FOR BEST PRACTICES**
Ask what successful students have done to understand the material and excel. Focus on the learning. Do **NOT** ask how to get an A.
- 4 RESEARCH OPTIONS**
Are you looking for an internship or research in the field? Share your specific goals and interests. Your professors may have useful advice and will enjoy sharing their research.
- 5 DISAGREE**
Is there a point in lecture or reading you disagree with? Are things different in other countries you've studied? Politely engage your professor in a debate.
- 6 CLARIFY**
Confused about your grade or the requirements for an assignment? Unsure about the policies on citation or group work? Ask questions.
- 7 INCLUDE CURRENT EVENTS**
Is this topic in the news? Did you read relevant research? Discuss other examples to deepen your learning.


Talking to Professors



Finding balance

Our decentralized campus requires

Persistence + Politeness



Cal Central



UC EAP Office



professor



Berkeley International Office



UC Berkeley college/department



Home university



**Explore your
interests.**

174

*Academic departments
& interdisciplinary
programs*

*Undergraduate
Research
Opportunities*

350

degrees



Research

You will be challenged

**Occasional
Failure**

Support

Resilience





Persistence



Be an active learner



PARTICIPATE MORE IN LECTURE & SECTION

Berkeley International Office

Active learning requires participation, which is why it is often graded. At a minimum, participation requires attending class and section as well as submitting assignments. Participation's many forms include written response papers, sharing in class, verbal or written conversations with professors & GSIs, as well as engagement on courses.

- 1 OBSERVE & IMITATE**
How do other students participate? What comments are well received by the professor/GSI? What kind of comments or questions spark discussion among classmates? Incorporate your observations into your own questions.
- 2 IF YOU'RE NOT SURE, ASK**
Asking for clarification requires discerning what you understood and what you didn't. When you articulate your confusion, you provide GSIs and professors information about how to help students better understand the material.
- 3 ARGUE WITH THE ARGUMENT**
What is the central argument in lecture/reading? Is it convincing? How might you format the argument differently? Like writing, expressing views about the argument aloud helps your own views develop. Other students gain insights.
- 4 QUESTION THE EVIDENCE**
Is the evidence supporting the argument convincing? Can you suggest additional supporting evidence? Or add outside evidence to complicate or discredit the argument?
- 5 LISTEN & CONNECT**
Listen to other students' questions and connect your comments to what others discuss. Go beyond sharing an idea and build dialogue; it's the basis of our learning community.
- 6 FIND A FORM THAT WORKS FOR YOU**
If public speaking terrifies you, challenge yourself a few times, and approach your instructors about alternate formats: sharing in office hours, emailing, or writing.

Adapted from Eofan Calderon M., International Student Orientation Panel Discussion, August 16, 2018.

Participate

Academic Integrity

Not knowing is not an excuse

Students are responsible for understanding what academic integrity means in each course. Before submitting assignments, read your syllabus and ask your instructor if you need clarification. Consequences range from failing a paper, to failing a course, to suspension, expulsion, or dismissal. As an international student, some consequences can affect your visa status.



Writing

DO

Show where you got your ideas by citing sources



Research

Use the results and data you collect



Tests & Coursework

Do your own work & follow all guidelines



Coursework

Clarify if group work is allowed

DON'T

Don't use others' ideas without citation

Don't make up or change results

Don't copy others' work, use mobiles, or use unauthorized materials

Don't work together unless it's explicitly permitted

DANGER!

Plagiarism

Fabrication/falsification

Cheating

Collusion

Where can I get help with writing papers, doing research, and study skills?

Academic Center in Residential Halls

Peer advising, tutoring, flexible study spaces, and a computer resource center. The tutoring supports students in chemistry, math, physics and writing.

✉ reslife.berkeley.edu/academic/

Academic Integrity Task Force

Campus resources for students, faculty and staff related to Academic Integrity, including definitions, academic resources and information about the student conduct process.

✉ teaching.berkeley.edu/resources/design/academic-integrity

College Writing Program

Undergraduate writing courses, information about the writing placement exam, and resources promoting academic honesty.

✉ writing.berkeley.edu/

Library Research Help

Resources for assistance in research, including online/phone consultations

✉ lib.berkeley.edu/help/research-help

Library citation guides, style guides, & avoiding plagiarism

✉ lib.berkeley.edu/how-to-find/cite-sources

Student Learning Center

Tutoring, study groups, workshops, and courses. SLC supports students in Biological and Physical Sciences, Economics, Mathematics, Social Sciences, Statistics, Study Strategies, and Writing.

✉ slc.berkeley.edu

Where can I get help with stress, adjustment to Cal or taking care of myself?

Counseling and Psychological Services (CPS)

Confidential counseling to students for personal, academic and career stress, time management and balance, as well as support groups and workshops.

✉ ula.berkeley.edu/students/counseling/cps.stud

Disabled Students' Program

Serves students with disabilities including: mobility impairments, blind or low vision, deaf or hard of hearing, chronic illnesses (chronic pain, repetitive strain injuries, brain injuries, HIV, cancer, etc.), psychological disabilities (bipolar disorder, severe anxiety or depression, etc.), Attention Deficit Disorder/Attention Deficit Hyperactivity Disorder, and Learning Disabilities.

✉ dep.berkeley.edu


Transfer Student Center, Student Parent Center, & Re-entry Student Program

Programs and services in support of the academic and personal success of transfer, re-entry, and student parents.

✉ ccj.berkeley.edu/

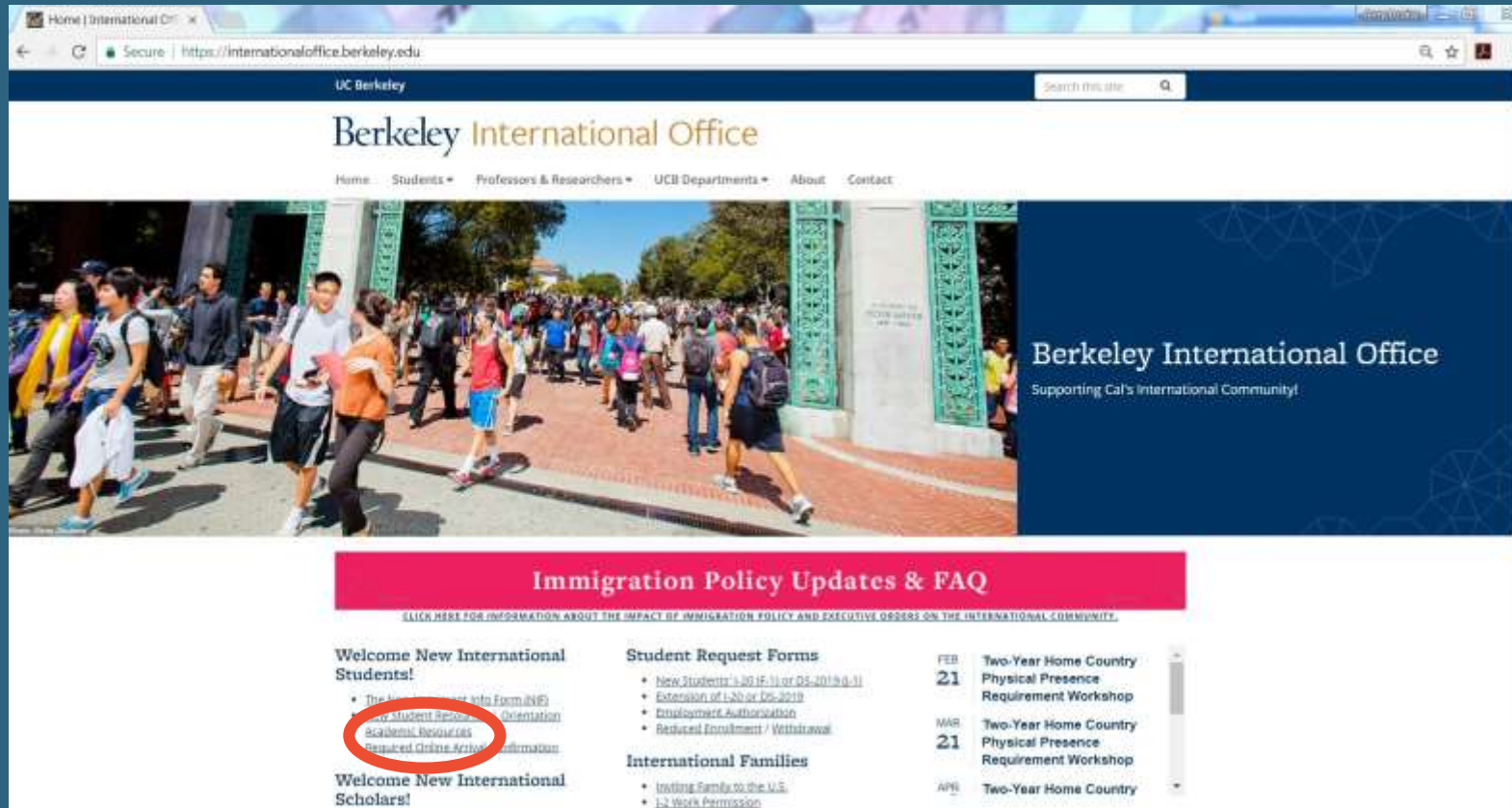
Academic Handouts

Academic Tips



internationaloffice.berkeley.edu/academics

Academic Resources



The screenshot shows the Berkeley International Office website. The header includes the UC Berkeley logo and a search bar. The main navigation menu lists: Home, Students, Professors & Researchers, UCB Departments, About, and Contact. Below the navigation is a large banner image of students walking on a campus path, with the text "Berkeley International Office" and "Supporting Cal's International Community!". A prominent pink banner reads "Immigration Policy Updates & FAQ" with a link to "CLICK HERE FOR INFORMATION ABOUT THE IMPACT OF IMMIGRATION POLICY AND EXECUTIVE ORDERS ON THE INTERNATIONAL COMMUNITY.". Below this, there are three columns of resources:

- Welcome New International Students!**
 - [The International Student Form \(ISE\)](#)
 - [New Student Services / Orientation](#)
 - [Academic Resources](#)
 - [Required Online Arrival Confirmation](#)
- Welcome New International Scholars!**
- Student Request Forms**
 - [New Students' SO \(F-1\) or DS-2019 \(J-1\)](#)
 - [Extension of I-20 or DS-2019](#)
 - [Employment Authorization](#)
 - [Reduced Enrollment / Withdrawal](#)
- International Families**
 - [Inviting Family to the U.S.](#)
 - [I-2 Work Permission](#)
- Calendar of Events:**
 - FEB 21** Two-Year Home Country Physical Presence Requirement Workshop
 - MAR 21** Two-Year Home Country Physical Presence Requirement Workshop
 - APR** Two-Year Home Country Physical Presence Requirement Workshop

internationaloffice.berkeley.edu/academics

Want more tips?

- Read your email from BIO
- Follow BIO on FB and Instagram
- Meet us for advising (M, T, Th, F, 10-12, 1-4)