

A man with glasses and a beard is sitting at a table outdoors, working on a laptop. He is wearing a blue button-down shirt. The background shows a modern building with large windows and a blue railing. The scene is brightly lit, suggesting daytime.

Travel & Visa Updates July 2021

COVID-19 Travel Alerts

See Berkeley International Office's Immigration Policy Updates & FAQs for detailed information and updates:

<https://internationaloffice.berkeley.edu/covid-19-updates-faq>

Current U.S. Travel Restrictions - Bad news

- **Travel Bans** - for any individuals who were physically present within the following areas within 14 days prior to entry:
 1. [South Africa*](#)
 2. [Brazil*](#)
 3. [United Kingdom*](#) (excluding overseas territories outside of Europe)
 4. [Ireland*](#)
 5. [The Schengen Area*](#) (Austria, Belgium, Czech Republic, Denmark, Estonia, Finland, France, Germany, Greece, Hungary, Iceland, Italy, Latvia, Liechtenstein, Lithuania, Luxembourg, Malta, Netherlands, Norway, Poland, Portugal, Slovakia, Slovenia, Spain, Sweden, and Switzerland),
 6. [Iran*](#)
 7. [China*](#) (excluding the Special Administrative Regions of Hong Kong and Macau)
 8. India*

Mexico & Canada Travel Restrictions

- Entry to US United States through land ports of entry along the U.S.-Canada and U.S. Mexico borders for “essential travel” only.
- “Essential travel” includes “Individuals traveling to attend educational institutions; Individuals traveling to work in the United States.”

National Interest Exceptions - Good news!

There are currently 3 NIE policy statements on the Department of State's website dated [May 12, 2021](#), [May 27, 2021](#) and [June 24, 2021](#).

- Statements contain somewhat ambiguous wording. Dept. of State has been asked to further clarify
- 2 groups: the **Schengen Area, United Kingdom, or Ireland** and **China, Brazil, Iran, South Africa, or India**. These groups are subject to slightly different restrictions.
- Specifically, **the China, Brazil, Iran, South Africa, India NIE** restrictions specify entry allowed only for "programs that begin on or after August 1, 2021."

Students in the United Kingdom, Schengen Area and Ireland

- The [May 27, 2021](#) and [June 24, 2021](#) statements indicate that both new and continuing F-1 and J-1 students who were present in the **Schengen Area, United Kingdom, and Ireland** are not subject to the August 1 entry date, and **may enter the U.S. prior to August 1.**
- The NIE is automatic for F-1 students.
- Individuals entering on a J visa are required to *apply for an NIE through their local consulate*, and as of June 6, 2021, [the NIE for J-1s will remain valid for 12 months](#) and multiple entries.

Entry date for students in China, Iran, Brazil, South Africa and India

- The [May 27, 2021](#) statement indicates that "NIE eligibility for students who have been present in Brazil, China, India, Iran, or South Africa applies *only to programs that begin on or after August 1, 2021,*"
- The [June 24, 2021](#) statement says that, "New or returning students present in China, Brazil, Iran, South Africa, or India *may arrive no earlier than 30 days before the start of an academic program beginning August 1, 2021 or after, including optional practical training (OPT).*"
- The wording has led to differing interpretations regarding the first allowable entry date and whether arrival prior to August 1 is allowable for all groups (new students, continuing students, students on OPT/STEM OPT).
- Plan cautiously. Consider suspending entry until August 1 or later OR consult with your airline *and* local embassy if planning entry prior to August 1
- The NIE is automatic for F-1 students. Individuals entering on a J visa are required to apply to their local consulate for an NIE.

Special Issues: NIE for OPT/STEM

- The recent updates to the NIE announcements indicate that travel is also allowed for students on practical training, which includes OPT and STEM OPT.
- But, the updated announcements continue to make reference to training that “begins August 1, 2021 or later”
- BIO continues to advise OPT/STEM OPT students who are located in China, Iran, Brazil, South Africa or India to consider suspending entry to the U.S. prior to August 1 OR to consult with their airline and local embassy if planning entry prior to August 1.

Special Issues: F-2/J-2 Dependents

- The [May 12, 2021](#) and [June 24, 2021](#) NIE statements address dependents of NIE-eligible “principals” (the primary F-1 or J-1 status holder) indicating that the entry is available to: *“Derivative family members accompanying or following to join a noncitizen who has been granted, would be reasonably expected to receive an NIE,... and who is engaging in certain types of long-term employment, studies, or research lasting four weeks or more.”*
- F-2 dependents would qualify for the automatic NIE at the same time that the F-1 would become eligible for entry.
- J-2 dependents would need to apply to their local consulate with the primary J-1 for an NIE.

Embassy/Consular Processing Issues

- [Global travel conditions](#) are highly impacted by the COVID-19 pandemic.
- The Department of State has [resumed some visa services](#). Visa services may be limited, or backlogged and depend on home country conditions.
- Visit your [local U.S. embassy or consulate website](#) to confirm operating status and find information about appointments.

Testing/Quarantine Requirements/Vaccine

Information is changing day by day. *Before travelling:*

- Please review the [current CDC travel and testing requirements](#) for entry to the U.S.
- You can also review [state and local guidelines](#) for the U.S. location to which you will be traveling.
- Students can find information about COVID testing, vaccination, and self-sequester arrival guidelines here: [Summer and Fall 2021 COVID Guidelines for Students](#).

UC Berkeley Vaccination Requirement

- University of California is moving forward with a vaccine mandate. For more information about what this means for students, please visit the [University Health Services \(UHS\) website](#) to review the COVID Vaccine Policy, which includes a helpful Student FAQ about the policy and requirements.
- Vaccines will be available for students who need them. See the [UHS COVID-19 vaccine webpage](#) for details about upcoming vaccine clinics.
- For information about COVID testing, vaccination, please visit [Summer and Fall 2021 COVID Guidelines for Students](#).

What's happening in Fall 2021? Will UC Berkeley have in person or online instruction?

- The default instructional mode for Fall 2021 will be primarily in-person and in general, all students are expected to be physically present on campus for Fall 2021.
- The campus is aware of concerns for sufficient remote instruction to be available for students who are unable to arrival in the Fall.
- Check the [online schedule of classes](#) for updates
- **New or Initial F-1/J-1 students** who began or will begin their program of study in the U.S. after March 9, 2020 must be enrolled in at least one course with in-person instructional mode. Berkeley's instructional model is primarily in-person, but it includes hybrid instruction as well.
- **Continuing F-1/J-1 students** *who were in Active F-1/J-1 status as of March 9, 2020* are technically allowed fully remote instruction if needed, but most instruction will be in-person.

Am I a “new student” or a “continuing student” for visa purposes?

- “New student” enrollment rules apply to any student who entered or will enter the U.S. on a new F-1 J-1 record after March 9, 2020
- “Continuing Student” enrollment rules apply to any student who had an Active F-1/J-1 record as of March 9, 2020

Returning Students

- If you are a student who withdrew and are returning *on the same SEVIS record* after a period of less than 5 months using *SEVIS Reactivation* you are a “continuing student”
- If you are a student who withdrew and you are starting a NEW SEVIS record (new SEVIS ID), you are a “new student”

Transfer Students

- Transfer students who exited and re-entered the US using your “Initial I-20” from UC Berkeley after March 9, 2020 are “new students”
- Transfer students who remained in the US during transfer and were Activated by UC Berkeley are “continuing students”

How will UC Berkeley's plan for Fall 2021 instruction affect my visa status as a new or continuing student?

- [New Students](#) planning to attend Fall 2021 should plan to be here in-person and take steps to request their new I-20/DS-2019 and apply for visas for arrival
- Continuing students should review [travel & re-entry information](#) and make sure they have all required documents, including a new visa if your F-1/J-1 visa has expired
- BIO will communicate any changes to you when more information is available.

I'm a new student and I want an I-20/DS-2019 for entry to attend Summer Session!

- BIO can also issue an I-20/DS-2019 with a Summer start date if you: 1) are enrolled full-time in Summer and 2) you have some course enrollment that is flexible or in-person and 3) you actually have an in-person meeting after arrival.
- For most students, this is not possible because Summer Session is almost 100% remote. Check with your academic advisors if you are considering this option to see what's possible for you.
- You will be required to provide proof of full-time enrollment in appropriate coursework when you submit your NIF.
- Can't do it? It's OK! You can study remotely from abroad and enter up to 30 *days before the start of Fall 2021 semester*—that's late July! (Students under Travel Ban should review the NIE rules before choosing a travel date in July!)

Is BIO still processing I-20/DS-2019 requests?

Should I make a visa appointment?

- Yes! We are still processing all requested F-1 I-20/J-1 DS-2019 documents.
- BIO can distribute new I-20s electronically, so make sure to select that option when requesting your documents if you want them more quickly
- If your I-20 is later updated, we can send the *updated* I-20 electronically.
- If you want the possibility of attending in person in Fall 2021, continue to follow all document request and visa application processes as they are available.
- Be aware there are no refunds for visa application fees!

I'm student returning after withdrawal, or transfer from another school. I have a valid F-1/J-1 visa. Do I need a new one?

- See the [Returning Students webpage](#) for detailed instructions on obtaining the documents needed for re-entry. Current guidance indicates that if you have an unexpired F-1 visa, you can use that visa for re-entry.
- Students who have transferred their I-20 to UC Berkeley may continue to use their unexpired F-1 visa. If you started a *new* visa record, it's recommended you obtain a new F-1 visa because the visa will not match upon your first entry on a new record.

What if I cannot arrive in time for the start of Fall 2021?

Late Arrivals

- Arriving after the start of instruction? **First** contact your academic department to see what options are possible for you.
- BIO will work with students who face arrival difficulties for Fall 2021 to determine the best option for their specific circumstances, including advising on late arrivals, readmission and return after deferral/withdrawal, and how to receive updated I-20/DS-2019 documents.
- BIO will send an Arrival Survey to new students in early August to confirm arrival dates and arrival delays.
- If you urgently need an updated I-20 for a visa interview appointment prior to that time, please [contact us](#) and include a copy of your visa appointment confirmation.

Admissions Deferrals

- If you have been approved for a deferral of your admission to a future semester, please [notify Berkeley International Office](#). Upon notification by Admissions of your official deferral, we will work with you to adjust your I-20 or DS-2019 start date to the future term.
- Newly admitted undergraduates will need to contact the [Office of Admissions](#) to determine if you have an option to defer to a future semester.
- Graduate students should also communicate with their academic department regarding any option to defer.

Can I get an arrival letter? Do you need to add an annotation to my I-20/DS-2019 about Fall?

- Our [COVID-19 website](#) has arrival letters for students entering in Spring, Summer or Fall 2021
- The letter states you can arrive up to 30 days *after* the start of your I-20/DS-2019 (if necessary)
- If you'll be arriving more than 30 days after the start of Your I-20/DS-2019, you need an updated I-20/DS-2019 and BIO will work with you on that.
- No special notes or annotations are needed on the I-20 or DS-2019 regarding instructional models!

What if I wish to cancel or withdraw my attendance?

- Notify BIO so that we can cancel your I-20 or DS-2019
- See information from the Office of the Registrar regarding
 - Cancellation and withdrawal procedures:
<https://registrar.berkeley.edu/registration/cancellation-withdrawal>
 - Tuition & fee refund deadlines:
<https://registrar.berkeley.edu/registration/cancellation-withdrawal/refunds-after-withdrawal>
- *Newly Admitted Undergraduates* cancelling before the start of their first semester should follow instructions from the Office of Admissions regarding their cancellation process:
<https://admissions.berkeley.edu/application-faqs#cancel>
- *Graduate Students* should also communicate with their academic department regarding any plans to cancel or withdraw.

What type of visa do I need?

Non-immigrant visa

Sponsored by your school

Allow you to remain in the U.S. for duration of status

Employment benefits


[F-1 or J-1? Which status is right for you?](#)

A light blue circular graphic containing the text "F-1" in a bold, dark blue serif font. The background of the slide features a close-up, slightly blurred image of a U.S. passport cover with the words "UNITED STATES OF AMERICA" and "DEPARTMENT OF STATE" visible.

F-1

A light blue circular graphic containing the text "J-1" in a bold, dark blue serif font. The background of the slide features a close-up, slightly blurred image of a U.S. passport cover with the words "UNITED STATES OF AMERICA" and "DEPARTMENT OF STATE" visible.

J-1



F-1

Other visa categories that allow study:

H4, J-2, E-2, TD

⊘ B1, B2, and F-2 prohibit full-time study

J-1


The Application Process



Submit the online [Non-Immigrant Information Form \(NIF\)](#)



Berkeley International Office issues your [I-20](#) or [DS-2019](#).



Pay [SEVIS fee](#)



Complete online visa application (Form DS-160)



Receive passport back with visa



Attend visa interview



Schedule visa interview appointment



Pay visa application fee

NIF Processing: 10-15 business days + shipping time

Visa application fees, forms and appointment scheduling are all accessible online

Wait times for visa appointments and processing vary by location; apply as early as possible to avoid delays.



Receive the I-20 or DS-2019

Pay the SEVIS fee

Complete the visa application form

Pay the visa application fee

Schedule visa interview appointment

Attend visa interview

Receive visa

Pay the SEVIS Fee

SEVIS: Student and Exchange Visitor Information System

Make this payment after receiving SEVIS ID. The fee amount is subject to change, you may pay online at and find the most up-to-date information at: www.fmjfee.com

Print your receipt after payment!



After paying the SEVIS fee, Canadian citizens do not need to complete the remaining steps for visa application. Canadian citizens will apply at the border with [required arrival documents](#).



U.S. Immigration and Customs Enforcement



Student and Exchange Visitor Program: SEVIS I-901 Fee

OMB 1653-0034 (Expires 04/30/2015)

[Home](#)

[Help](#)

[SEVIS Main Page](#)

[Submit Form I-901 and Fee Payment](#)

[Check I-901 Status / Print Payment Confirmation](#)

[Recent News and Updates](#)

[Contact Us](#)

Call DHS:
(US)1-703-603-3400

Welcome

Welcome to the Student and Exchange Visitor Program (SEVP) SEVIS I-901 Fee processing website.

This site provides automated capabilities that support the payment of the fee for F-1, F-3, M-1, M-3, and J-1 Non-immigrants required and authorized by Public Law 104-208, Subtitle D, Section 641. Please continue to read below.

Please visit the [Recent News and Updates](#) page for up to date information on changes to the I-901 payment process.

Notice of OMB 1653-0034 Expiration

The OMB number on your receipt shows an expiration date of January 31, 2015. This date does NOT affect your I-901 payment receipt nor does it mean your fee will expire on January 31, 2015. It is for government, internal use only.

To complete and submit a new SEVIS Form I-901 and pay the I-901 Fee, click the **Submit Form I-901 and Fee Payment** button.

[Submit Form I-901 and Fee Payment](#)

To check the status of your Form I-901 or I-901 Fee payment, click the **Check I-901 Status / Print Payment Confirmation** button.

[Check I-901 Status / Print Payment Confirmation](#)

Receive the I-20 or DS-2019

Pay the SEVIS fee

Complete the visa application form

Pay the visa application fee

Schedule visa interview appointment

Attend visa interview

Receive visa

Find the U.S. Embassy or Consulate near you

Go to www.usembassy.gov.

Check your local embassy or consulate's website for specific visa application instructions.

Look for instructions to apply for a **Non-Immigrant Visa**

The U.S. Embassy website may link you to a 3rd party website for visa application instructions.

The screenshot shows the homepage of the U.S. Visa Information Service for India. At the top, a blue banner reads "APPLY FOR A U.S. VISA in India" with the Hindi text "इन्डिया में बंदोबस्त" on the right. Below the banner is a red navigation bar with links for Home, Login, Contact Us, and FAQ. A red box below the navigation bar states "Important Notice will be updated here:". The main content area features a large image of the New York City skyline at night. To the right of the image is a sidebar with a blue header "APPLY FOR A U.S. VISA" and two green buttons: "Log-in" and "Create Account". Below the buttons, the sidebar displays the "Current Consular Exchange Rate" as 64.00 INR = 1 USD, valid through 27/02/2015. Further down, there is a "Recent Activity" section with a "Log in" button and a link to "Log in to Facebook to see what your friends are doing". The main content area below the image contains a welcome message and a list of links for more information. At the bottom, a red banner reads "We welcome visitors from around the globe who wish to travel to the United States." Below this is a world map with red labels for various regions: North America, Central America, South America, Europe, Africa, Asia, and The Pacific.

APPLY FOR A U.S. VISA in India

Home Login Contact Us FAQ

Important Notice will be updated here:

APPLY FOR A U.S. VISA

Log-in

Create Account

Current Consular Exchange Rate : 64.00 INR = 1 USD

Current Rate Valid Through : 27/02/2015

Recent Activity

Log in Log in to Facebook to see what your friends are doing

APPLY FOR A U.S. VISA

We welcome visitors from around the globe who wish to travel to the United States.

At this website, you can learn about obtaining a visa, as well as apply for your visa.

Here you will learn:

- How to apply for your nonimmigrant visa for travel to the United States
- What documents, photos and information you need to apply for your visa
- How to access visa application forms and instructions
- How to pay your visa application fee
- Schedule your interview at a U.S. Embassy or Consulate General
- Find important information about U.S. Embassies and Consulates General

Choose your specific location by clicking on the map below.

North America Central America South America Europe Africa Asia The Pacific

Receive the I-20 or DS-2019

Pay the SEVIS fee

Complete the visa application form

Pay the visa application fee

Schedule visa interview appointment

Attend visa interview

Receive visa

Form DS-160

Online visa application form for all non-immigrant visas.

Select your embassy location first.

Print the confirmation page with a barcode when complete.

U.S. VISAS
U.S. DEPARTMENT OF STATE · BUREAU OF CONSULAR AFFAIRS

Tourism & Visit | Business | Employment | Study & Exchange | Immigrate | Other Travel | [Set Location](#) | [Set Nationality](#)

U.S. DEPARTMENT OF STATE
CONSULAR ELECTRONIC APPLICATION CENTER

Online Nonimmigrant Visa Application (DS-160)

Confirmation

This confirms the submission of the Nonimmigrant visa application form:

Applicant photo

Name Provided: DOE, JANET
Date Of Birth: 05 JUL 1987
Place of Birth: LONDON, GREAT BRITAIN AND NORTHERN IRELAND
Gender: Female
Country/Region of Origin (Nationality): GREAT BRITAIN AND NORTHERN IRELAND
Passport Number: 452145211
Purpose of Travel: BUSINESS/PERSONAL (B1/B2)
Completed On: 11 SEP 2013
Confirmation No: AA003JA4CE

Location Selected:
LND
U.S. Embassy - London
24 Grosvenor Square
London, W1A 2LQ
United Kingdom

THIS IS NOT A VISA

[Print Confirmation](#) | [Print Application](#) | [Email Confirmation](#)

Note: Electronically submitting your DS-160 online application is the FIRST STEP in the visa application process. The next step is to review the internet page of the [consulate or embassy](#) where you plan to apply for your visa. Most visa applicants will need to schedule a visa interview, though some applicants may qualify for visa renewal. The [consulate or embassy](#) information may include specific local instructions about scheduling interviews, submitting your visa application, and other frequently asked questions.

YOU MUST BRING the confirmation page and the following document(s) with you at all steps during the application process:
Passport

You may also provide any additional documents you feel will support your case.

Instructions

YOU MUST SUBMIT the confirmation page with a clear and legible barcode at the time of your interview. If you do not have access to a printer at this time, select the option to email your confirmation page to an email address. You may print or email your application for your own records. **YOU DO NOT** need to submit the application at the time of the interview.

Please note that you will be required to provide proof that you have paid the visa application fee and any other fees associated with your application. There may be other fees associated with the visa application process. Please check your country's [Embassy Schedule](#) for any other fees you may owe.

If you have further questions, or to find out how to contact the Consular Post, please go to <http://london.embassy.state.gov>, or <http://travel.state.gov>.

More Information

- [A-Z Index](#)
- [Latest News](#)
- [What is a U.S. Visa?](#)
- [Diversity Visa Program](#)
- [Visa Waiver Program](#)
- [Fraud Warning](#)
- [Find a U.S. Embassy or Consulate](#)

In the United States

[Discover America](#)

ABOUT VISAS – THE BASICS
FAQS

Receive the I-20 or DS-2019

Pay the SEVIS fee

Complete the visa application form

Pay the visa application fee

Schedule visa interview appointment

Attend visa interview

Receive visa

DS-160 Tips

U.S. Point of Contact:

- [Berkeley International Office](#)
- Family member or friend

Address where you will stay in the U.S.

- It's okay if you don't know where you will live.
- Provide an address where you may stay when you first arrive.

Upload your photo while completing the online Form DS-160.

Check the photo guidelines on the official website:

<http://travel.state.gov/content/visas/english/general/photos.html>

The screenshot displays the U.S. Department of State Consular Electronic Application Center (CEAC) website. At the top, there is a navigation bar with links for 'Contact Us', 'Help', and 'Exit'. Below this, the U.S. Department of State logo is visible, along with the text 'U.S. DEPARTMENT of STATE' and 'CONSULAR ELECTRONIC APPLICATION CENTER'. A language selection dropdown menu is set to 'DEUTSCH (GERMAN)'. The main navigation bar includes tabs for 'COMPLETE', 'PHOTO', 'REVIEW', and 'SIGN'. The 'COMPLETE' tab is active, showing the 'Online Nonimmigrant Visa Application (DS-160)' page. The page header indicates the 'Application ID' and provides details: 'OMB CONTROL NUMBER: 1405-0182', 'FORM NUMBER: DS-160', 'EXPIRATION DATE: 8/31/2017', and 'ESTIMATED BURDEN: 75 MIN'. The main content area is titled 'Personal Information 1' and includes a note: 'NOTE: Data on this page must match the information as it is written in your passport.' Below this, there are input fields for 'Surnames' (with an example: 'FERNANDEZ GARCIA'), 'Given Names' (with an example: 'JUAN MIGUEL'), and 'Full Name in Native Alphabet'. A checkbox labeled 'Does Not Apply/Technology Not Available' is present. To the right of these fields, there are help sections: 'Help: Surnames' (Enter all surnames as listed in your passport. If only one name is listed in your passport, enter that Surname.), 'Help: Given Names' (If your passport does not include a given name, please enter 'FNU' in Given Names.), 'Help: Other Names' (Other names used include your maiden name, religious name, professional name, or any other names which you are known by or have been known by in the past.), and 'Help: Telecode'. At the bottom, there is a 'Q: Have you ever used other names (i.e., maiden, religious, professional, alias, etc.)?' question with a 'Yes'/'No' radio button selection. A 'Help: Navigation Buttons' section at the bottom left explains that clicking on the buttons above accesses previously entered data.

Receive the I-20 or DS-2019

Pay the SEVIS fee

Complete the visa application form

Pay the visa application fee

Schedule visa interview appointment

Attend visa interview

Receive visa

Pay the visa application fee

Non-refundable fee

Sometimes called the “MRV” fee or “NIV” application fee.

Payment instructions are specific to your local U.S. embassy.

Check [FMJFEE.com](https://fmjfee.com) for most up-to-date information on the fee amount.

Print your receipt!



Receive the I-20 or DS-2019

Pay the SEVIS fee

Complete the visa application form

Pay the visa application fee

Schedule visa interview appointment


Attend visa interview

Receive visa

Schedule visa interview appointment

Follow instructions given by the U.S. embassy or consulate where you intend to apply.

Do not wait to schedule! Wait times for appointments can be long during summer months. Schedule as soon as possible.



Preparing for the interview

Check the U.S. embassy website for a complete list of documents required for the interview.

Prepare to bring:

- Passport
- I-20 or DS-2019
- Acceptance letter
- Proof of funding (financial statements, award letters)
- SEVIS Fee receipt
- DS-160 Confirmation page



The interview

Security at the U.S. Embassy - find out what items will not be allowed inside the building before you go.

Wait for your number to be called.

A brief interview; only a few minutes.

The interviewer is interested in:

- Your studies
- Non-immigrant intent
- Financial ability
- Language ability



Receive the I-20 or DS-2019

Pay the SEVIS fee

Complete the visa application form

Pay the visa application fee

Schedule visa interview appointment

Attend visa interview

Receive visa

Interview Tips

Answer questions concisely and honestly.

Be aware that the consulate may also conduct a social media review. Be smart about what information you post online.

If you don't understand something, don't be afraid to ask.

Be respectful and courteous.



Receive the I-20 or DS-2019

Pay the SEVIS fee

Complete the visa application form

Pay the visa application fee

Schedule visa interview appointment

Attend visa interview

Receive visa

Receive visa

Check U.S. embassy website for instructions for passport pick-up or delivery.

Check the visa for accuracy

- Spelling of your name
- Visa type: F-1 or J-1



Security Checks

Will cause a delay in visa processing. Contact BIO if you have concerns about a delayed arrival.

Average processing is 60-90 days, but in some cases can take as long as 6 months.

U.S. Department of State Information:

<https://travel.state.gov/content/travel/en/us-visas/visa-information-resources/administrative-processing-information.html>

Berkeley International Office:

http://internationaloffice.berkeley.edu/security_clearances

The image shows a screenshot of the U.S. Department of State's online visa application system. The main page is titled "U.S. DEPARTMENT of STATE CONSULAR ELECTRONIC APPLICATION" and "Visa Status Check". It includes a "BACK" button and a "Submit" button. The page displays the "Visa Application Type" as "NONIMMIGRANT VISA (NIV)" and the "Select a location" as "MALAYSIA, KUALA LUMPUR". The "Application ID or Case Number" field is empty, with a placeholder text "(e.g., AA0020AKAX or 2012118 345 0001)". A modal window titled "U.S. Department of State NONIMMIGRANT VISA APPLICATION Administrative Processing" is overlaid on the right side of the page. This modal window displays the "Application ID or Case Number" as "20-Dec-2012" and the "Status Updated Date" as "21-Dec-2012". It also contains a message: "Your visa case is currently undergoing necessary administrative processing. This processing can take several weeks. Please follow any instructions provided by the Consular Officer at the time of your interview. If further information is needed, you will be contacted. If your visa application is approved, it will be processed and mailed/available within two business days." and a link to "TRAVEL.STATE.GOV". The modal window has a "Close" button at the bottom right. At the bottom of the main page, there is a footer with a "C" logo and text: "This site is managed by the Bureau of Consular Affairs, U.S. Department of State. External links to other Internet sites should not be construed as an endorsement of the views contained therein. Copyright Information Disclaimers".

Don't panic if your visa is denied

Ask for the reason of denial in writing.

Make detailed notes about the interview (officer's name, questions asked, and your answers).

Email internationaloffice@berkeley.edu and recount details including the location of the consulate and the date and time of your interview.

After consulting with a BIO advisor, re-apply with additional information that addresses the denial reason.



DENIAL

Visas for family

Visas for Dependents

- F-2
- J-2

Children under 21

Legally married spouse

May apply with the F-1 or J-1 or independently

Will need their own documents and copies of the F-1/J-1 documents

More information:

http://internationaloffice.berkeley.edu/inviting_family



Arriving in the U.S.

You can enter the U.S. up to **30 days** before the Program Start Date on the I-20 or DS-2019.

Department of Homeland Security U.S. Immigration and Customs Enforcement		I-20, Certificate of Eligibility for Nonimmigrant Student Status OMB NO. 1653-0038	
SEVIS ID: N0004720633			
SURNAME/PRIMARY NAME Sample		GIVEN NAME Student	Class of Admission F-1 ACADEMIC AND LANGUAGE
PREFERRED NAME Student Sample, II		PASSPORT NAME	
COUNTRY OF BIRTH LAOS		COUNTRY OF CITIZENSHIP LAOS	
DATE OF BIRTH 04 MAY 1995		ADMISSION NUMBER	
FORM ISSUE REASON CONTINUED ATTENDANCE		LEGACY NAME	
SCHOOL INFORMATION			
SCHOOL NAME SEVP School for Ad SCHOOL OFFICIAL TC Helene Robertson FDSO			
PROGRAM OF STUDY EDUCATION LEVEL BACHELOR'S			
PROGRAM ENGLISH PROFICIENCY Required			
START OF CLASSES 01 JUNE 2016			
FINANCIALS			
ESTIMATED AVERAGE COSTS FOR: 9 MONTHS			
STUDENT'S FUNDING FOR: 9 MONTHS			
Tuit Liv Espe Othe TOTL			
REMARKS			
SCHOOL ATTESTATION			
I certify under penalty of perjury that all information provided above was entered before I signed this form and is true and correct. I executed this form in the United States after review and evaluation in the United States by me or other officials of the school of the student's application, transcripts, or other records of courses taken and proof of financial responsibility, which were received at the school prior to the execution of this form. The school has determined that the above named student's qualifications meet all standards for admission to the school and the student will be required to pursue a full program of study as defined by 8 CFR 214.2(f)(6). I am a designated school official of the above named school and am authorized to issue this form.			
X SIGNATURE OF: Helene Robertson, FDSO			
DATE ISSUED 04 May 2016			
PLACE ISSUED Ft. Washington, MD			
STUDENT ATTESTATION			
I have read and agreed to comply with the terms and conditions of my admission and those of any extension of stay. I certify that all information provided on this form refers specifically to me and is true and correct to the best of my knowledge. I certify that I seek to enter or remain in the United States temporarily, and solely for the purpose of pursuing a full program of study at the school named above. I also authorize the named school to release any information from my records needed by DHS pursuant to 8 CFR 214.3(g) to determine my nonimmigrant status. Parent or guardian, and student, must sign if student is under 18.			
X SIGNATURE OF: Student Sample			
DATE			
NAME OF PARENT OR GUARDIAN			
SIGNATURE			
ADDRESS (city/state or province/country)			
DATE			

Check your I-20 or DS-2019

Students who transfer their I-20/DS-2019 are not subject to the 30-day limit.

BIO recommends entering at least 1 week before your classes begin

Make sure you arrive before any required Orientation events

U.S. Department of State CERTIFICATE OF ELIGIBILITY FOR EXCHANGE VISITOR(J-1) STATUS		OMB APPROVAL NO. 1405-0119 EXPIRES: 02-28-2005 ESTIMATED BURDEN TIME: 45 min *See Page 2	
1. Family Name: Date of Birth (mm-dd-yyyy): City of Birth: Country of Birth: Citizenship Country Code: Legal Permanent Residence Country Code: U.S. Address: Berkeley, CA 94720-2321		First Name: Middle Name: Citizenship Country: GERMANY Position Code: 215 Position: UNIVERSITY UNDERGRADUATE STUDENTS Exchange Visitor Program Number: P-1-00352 Participating Program Official Description: PROFESSOR; RESEARCH SCHOLAR; SHORT-TERM SCHOLAR; SPECIALIST; STUDENT ASSOCIATE; STUDENT BACHELORS; STUDENT DOCTORATE; STUDENT MASTERS; STUDENT NON-DEGREE	
2. Program Sponsor: University of California at Berkeley		Exchange Visitor Program Number: P-1-00352	
Purpose of this form: Begin new program; accompanied by number (0) of immediate family members.			
3. Form Covers Period: From (mm-dd-yyyy): 08-30-2004 To (mm-dd-yyyy): 05-20-2005		4. Exchange Visitor Category: STUDENT NON-DEGREE Subject/Field Code Description: Liberal Arts and Sciences, General Studies and Humanities, Other	
5. Period covered by this form: Estimated financial support (U.S. \$) to be provided to the exchange visitor by:			
Total: \$			
6. U.S. DEPT OF STATE FORM 1 (OCT 01)		3. Form Covers Period: From (mm-dd-yyyy): 08-15-2018 To (mm-dd-yyyy): 05-15-2020	
8. Statement of Responsible Officer for Releasing Sponsor (FOR TRANSFER OF PROGRAM) Effective date (mm-dd-yyyy): Transfer of this exchange visitor from program number sponsored by to the program specified in item 2 is necessary or highly desirable and is in conformity with the objectives of the Mutual Educational and Cultural Exchange Act of 1961, as amended.			
Signature of Responsible Officer or Alternate Responsible Officer			
Date (mm-dd-yyyy) of Signature			
PRELIMINARY ENDORSEMENT OF CONSULAR OR IMMIGRATION OFFICER REGARDING SECTION 212(b) OF THE IMMIGRATION AND NATIONALITY ACT AND PL 94-484, AS AMENDED (see item 1(a) of page 2).			
The Exchange Visitor in the above program: 1. <input type="checkbox"/> Not subject to the two-year residence requirement. 2. <input type="checkbox"/> Subject to two-year residence requirement based on: A. <input type="checkbox"/> Government financing and/or B. <input type="checkbox"/> The Exchange Visitor Skills List and/or C. <input type="checkbox"/> PL 94-484 as amended (ALL USAID PARTICIPANTS G-2-0261 AND ALL ALIEN PRESIDENTS SPONSORED BY P-1-0116 ARE SUBJECT TO THE TWO-YEAR HOME RESIDENCE REQUIREMENT)			
Name Title Signature of Consular or Immigration Officer Date (mm-dd-yyyy) THE U.S. DEPARTMENT OF STATE RESERVES THE RIGHT TO MAKE FINAL DETERMINATION REGARDING 212(b).			
EXCHANGE VISITOR CERTIFICATION: I have read and agree with the statement on item 2 on page 2 of this document.			
Signature of Applicant Place Date (mm-dd-yyyy)			
TRAVEL VALIDATION BY RESPONSIBLE OFFICER (Maximum validation period is one year*) *EXCEPT: Maximum validation period is up to six months for Short-term Scholars and four months for Camp Counselors and Summer Travel/Work. (1) Exchange Visitor is in good standing at the present time Date (mm-dd-yyyy) Signature of Responsible Officer or Alternate Responsible Officer (2) Exchange Visitor is in good standing at the present time Date (mm-dd-yyyy) Signature of Responsible Officer or Alternate Responsible Officer			
DS-2019 (formerly IAP-66) 10-2001			
Page 1 of 2			

Preparing for Arrival

Carry all required documents with you, not in your checked bag!

If possible, arrive during BIO Office hours Monday-Friday from 10-12 or 1-4pm. If you have a problem during arrival, request that CBP call BIO.

Do not bring any restricted items. Make sure you follow rules regarding travel with medications, food, or pets.

<https://www.cbp.gov/travel/us-citizens/know-before-you-go/prohibited-and-restricted-items>

Be aware that U.S. Customs and Border Protection (CBP) may inspect your electronic devices.

See the ACLU's tips regarding precautions you can take to prepare your devices for travel:

<https://www.aclu.org/blog/free-future/can-border-agents-search-your-electronic-devices-its-complicated>



Required Arrival Documents

Be prepared to present the following documents to the CBP Officer:

- Passport (valid for at least 6 months into the future) with a valid nonimmigrant visa (if applicable)
- Original form [I-20](#) or [DS-2019](#)
- Evidence of financial resources (see [Required Funding Documentation](#))
- Proof of UC Berkeley admission (new students) or enrollment (current students)
- Proof of SEVIS fee payment

Officers may ask you questions about your reason for entering the U.S., where you are traveling, or about your academic program.

If you encounter problems at entry, please contact Berkeley International Office as soon as possible:

<http://internationaloffice.berkeley.edu/contact-us>





internationaloffice.berkeley.edu

General questions: internationaloffice@berkeley.edu

NIF questions: nif@berkeley.edu

510-642-2818

Virtual Student Advising Hours:

Monday, Tuesday, Thursday, Friday (No advising on Wednesday!):

10am-12pm and 1pm-4pm (PT)

internationaloffice.berkeley.edu/virtual-student-advising